

Stones: Keeping with tradition or time for new concepts?

Plenary Session 01

Friday 9 July
08:15 - 10:15

Location Purple Area, eURO Auditorium 1

Chairs T. Knoll, Sindelfingen (DE)
E. Liatsikos, Patras (GR)

Learning objectives

Today, stone treatment means endourology in most cases. New endoscopes, new lasers, new disposables promise better efficacy, lower morbidity and shorter hospital stays. Is this all true or are there potential drawbacks to be considered? Which protocols and treatment algorithms lead to the best treatment results? This plenary will give answers.

08:15 - 08:25

State-of-the-art lecture Dietary modifications to prevent stones: What can be achieved in real life

C.A. Wagner, Zurich (CH)

08:25 - 08:35

State-of-the-art lecture Medication to prevent stones: Just citrates to all?

P.M. Ferraro, Rome (IT)

08:35 - 08:50

Debate Do we always need a stone analysis in the lab?

08:35 - 08:40

No – endoscopic evaluation is sufficient

G. Giusti, Milan (IT)

08:40 - 08:45

Yes – laboratory stone analysis should stay

A. Miernik, Freiburg (DE)

08:45 - 08:50

Discussion and summary

J. Denstedt, London (CA)

08:50 - 09:00

State-of-the-art lecture Lasers: Not all that glitters is gold

P. Kallidonis, Patras (GR)

09:00 - 09:25

Round-table discussion The 1.5 cm pelvic stone in a 5 year-old boy: What is the best treatment modality?

Moderator To be confirmed

09:00 - 09:05

ESWL

To be confirmed

09:05 - 09:10

PNL

B. Geavlete, Bucharest (RO)

09:10 - 09:15

Flexible URS

B. Somani, Southampton (GB)

09:15 - 09:25

Discussion

To be confirmed

09:25 - 09:35

State-of-the-art lecture Personalised virtual training: Can proctoring be remote, virtual and effective?

To be confirmed

09:35 - 09:45

State-of-the-art lecture What do we really need from a single-use ureteroscope?

M. Brehmer, Stockholm (SE)

09:45 - 10:15	Balloon debate The 1.5 cm renal stone in a 49 year-old lady: Vote for the best treatment modality!
09:45 - 09:47	Case presentation K. Thomas, London (GB)
09:47 - 09:52	PNL A. Papatsoris, Athens (GR)
09:52 - 09:57	Flexible URS To be confirmed
09:57 - 10:02	ESWL To be confirmed
10:02 - 10:07	Voting: Best 2 presentations K. Thomas, London (GB)
10:07 - 10:09	Presentation 1st survivor (PNL, Flexible URS or ESWL) To be confirmed
10:09 - 10:11	Presentation 2nd survivor (PNL, Flexible URS or ESWL) To be confirmed
10:11 - 10:13	Voting: Best presentation K. Thomas, London (GB)
10:13 - 10:15	Announcement winner K. Thomas, London (GB)

Controversies in Bladder Cancer 2021: Rapid fire debates

Special Session

Friday 9 July
08:15 - 11:15

Location Purple Area, eURO Auditorium 2

Chairs A.M. Kamat, Houston (US)
A. Stenzl, Tübingen (DE)

Learning objectives

- With case based discussions, multiple presenters have the opportunity to discuss nuances of common dilemmas facing urologic oncology patients and providers
- Use these evidence based debates to provide clear, rationale guidance on the timely management of difficult situations in bladder cancer

08:15 - 08:18

Session introduction

A.M. Kamat, Houston (US)

08:18 - 08:40

Rapid fire debate: Patients with NMIBC need lifelong follow-up

08:18 - 08:20

Case presenter

A.R. Zlotta, Toronto (CA)

08:20 - 08:25

Discussant: Pro

J. Taylor, Kansas City (US)

08:25 - 08:30

Discussant: Con

M. Burger, Regensburg (DE)

08:30 - 08:33

Summary

A.R. Zlotta, Toronto (CA)

08:33 - 08:40

Questions and answers

08:40 - 09:02

Rapid fire debate: Elderly patient with recurrent TaLG tumors, small size, negative cytology

08:40 - 08:42

Case presenter

M. Babjuk, Prague (CZ)

08:42 - 08:47

Discussant: TURBT + Intravesical therapy

To be confirmed

08:47 - 08:52

Discussant: Active surveillance + Fulguration

W. Kassouf, Montreal (CA)

08:52 - 08:55

Summary

M. Babjuk, Prague (CZ)

08:55 - 09:02

Questions and answers

09:02 - 09:24

Rapid fire debate: Ileal conduit or continent diversion; which is a better choice for patient with GFR ~ 60

09:02 - 09:04

Case presenter

P. Black, Vancouver (CA)

09:04 - 09:09

Discussant: Conduit

H. Mostafid, Guildford (GB)

09:09 - 09:14

Discussant: Neobladder

J. Bedke, Tübingen (DE)

09:14 - 09:17

Summary

P. Black, Vancouver (CA)

09:17 - 09:24	Questions and answers
09:24 - 09:46	Rapid fire debate: Patient with pure UC, T2 disease, PDL1-high, GFR 54; seeking radical cystectomy. What is best option prior to radical cystectomy?
09:24 - 09:25	Case presenter P. Grivas, Seattle (US)
09:25 - 09:29	Discussant: Anti-PD-1 therapy A. Necchi, Milan (IT)
09:29 - 09:33	Discussant: Platinum based chemotherapy M. De Santis, Berlin (DE)
09:33 - 09:37	Discussant: Upfront radical cystectomy To be confirmed
09:37 - 09:39	Summary P. Grivas, Seattle (US)
09:39 - 09:46	Questions and answers
09:46 - 10:08	Rapid fire debate: Otherwise healthy patient with T1HG disease plus CIS; what is the best treatment?
09:46 - 09:48	Case presenter R. Sanchez-Salas, Paris (FR)
09:48 - 09:53	Discussant: Intravesical therapy J. Palou, Barcelona (ES)
09:53 - 09:58	Discussant: Upfront radical cystectomy J.A. Witjes, Nijmegen (NL)
09:58 - 10:01	Summary R. Sanchez-Salas, Paris (FR)
10:01 - 10:08	Questions and answers
10:08 - 10:30	Rapid fire debate: Optimal therapy for patient with T2 disease, located at dome of bladder after neoadjuvant chemotherapy
10:08 - 10:09	Case presenter S. Porten, San Francisco (US)
10:09 - 10:13	Discussant: Radical cystectomy K. Pohar, Columbus, Ohio (US)
10:13 - 10:17	Discussant: ChemoXRT To be confirmed
10:17 - 10:21	Discussant: Partial cystectomy P. Gontero, Turin (IT)
10:21 - 10:23	Summary S. Porten, San Francisco (US)
10:23 - 10:30	Questions and answers
10:30 - 10:52	Rapid fire Debate: Otherwise healthy patient scheduled for radical cystectomy, what will have greater impact on recovery after radical cystectomy?
10:30 - 10:32	Case presenter M. Rouprêt, Paris (FR)
10:32 - 10:37	Discussant: ERAS J.W.F. Catto, Sheffield (GB)

Scientific Programme - EAU21 Milan

10:37 - 10:42

Discussant: Robot RC

To be confirmed

10:42 - 10:45

Summary

M. Rouprêt, Paris (FR)

10:45 - 10:52

Questions and answers

10:52 - 11:14

Rapid fire debate: 52 yr old female patient, with partial response in retroperitoneal lymph nodes after 6 cycles of platinum based chemotherapy

10:52 - 10:54

Case presenter

M.S. Van Der Heijden, Amsterdam (NL)

10:54 - 10:59

Discussant: Cystectomy plus RPLND

S. Lerner, Houston (US)

10:59 - 11:04

Discussant: Alternative systemic therapy

To be confirmed

11:04 - 11:07

Summary

M.S. Van Der Heijden, Amsterdam (NL)

11:07 - 11:14

Questions and answers

11:14 - 11:15

Closing remarks

A. Stenzl, Tübingen (DE)

■ Patient information 5 - WFIPP (World Federation for Incontinence and Pelvic Problems).

Friday 9 July
08:45 - 10:15

Location

Yellow Area, Yellow Room 4

8th ESO Prostate Cancer observatory: Innovations and care in the next 12 months

Special Session

Friday 9 July
10:30 - 12:45

Location Red Area, Red Room 1

Chairs To be confirmed
To be confirmed

Learning objectives

ESO Observatories are high-level sessions organised during major international congresses with the aim of providing the audience with updated and unbiased information on a given topic. An ESO Observatory lasts about one hour and concentrates on a forecast given by panel of experts of what it is expected to happen in their own field in the coming 12 months. The Panel includes distinguished clinicians and/or scientists and a patient advocate. The forecast by each Panel Member is given in the form of concise take-home messages with 8-minute slide presentation followed by 2 minutes of discussion for each topic. The forecast will be discussed by the panel.

10:30 - 10:35

Welcome and introduction

To be confirmed
To be confirmed

10:35 - 10:45

The medical oncologist's perspective

To be confirmed

10:45 - 10:55

The urologist's perspective on focal therapy

To be confirmed

10:55 - 11:05

The urologist's perspective on surgery

To be confirmed

11:05 - 11:15

The urologist's perspective on active surveillance

To be confirmed

11:15 - 11:25

The imaging specialist's perspective on MRI

To be confirmed

11:25 - 11:35

The pathologist's perspective

To be confirmed

11:35 - 11:45

The radiation oncologist's perspective

To be confirmed

11:45 - 11:55

The geneticist's perspective

To be confirmed

11:55 - 12:05

The andrologist's perspective

To be confirmed

12:05 - 12:15

The nurse's perspective

To be confirmed

12:15 - 12:25

The patient's perspective

To be confirmed

12:25 - 12:45

Discussion and take-home messages

Poster Session 01

Friday 9 July
10:30 - 12:00

Location


Yellow Area, Yellow Room 2

Poster Session 02

Friday 9 July
10:30 - 12:00

Location

Yellow Area, Yellow Room 3

 Poster Session 03

Friday 9 July
10:30 - 12:00

Location

Yellow Area, Yellow Room 4

Joint Session of the European Association of Urology (EAU) and the Urological Society of India (USI)

Urology beyond Europe

Friday 9 July
10:30 - 13:00

Location Purple Area, Purple Room 8

Chairs To be confirmed
To be confirmed

Moderator H. Van Poppel, Leuven (BE)

10:30 - 10:35

Welcome and introduction
To be confirmed

Moderators To be confirmed
To be confirmed

10:35 - 10:40

Snapshot of kidney cancer demographics and outcome from a Indian tertiary cancer center
To be confirmed

10:40 - 10:55

Laparoscopic procedures including partial nephrectomy: When to do what
A.S. Merseburger, Lübeck (DE)

10:55 - 11:05

Laparoscopic management of complex renal tumours
To be confirmed

11:05 - 11:15

Robotic management of complex endophytic & hilar tumours
To be confirmed

11:15 - 11:25

Role of lymphadenectomy in RCC
To be confirmed

11:25 - 11:35

Role of excision of single metastatic RCC
To be confirmed

11:35 - 11:45

IVC thrombectomy
To be confirmed

11:45 - 11:55

Open surgical procedures, IVC thrombectomy and metastasectomy
To be confirmed

11:55 - 12:10

Evolving role of chemotherapy and immunotherapy in metastatic RCC
P.F.A. Mulders, Nijmegen (NL)

12:10 - 12:16

Managing metastatic RCC – Cytoreductive surgery vs. TKI
To be confirmed

12:16 - 12:56

Complex cases
Case presenters To be confirmed
To be confirmed
Panel To be confirmed
To be confirmed

12:56 - 13:00

Conclusion

To be confirmed

To be confirmed

Joint Session of the European Association of Urology (EAU) and Russian Society of Urology (RSU)

Urology beyond Europe

Friday 9 July
10:30 - 13:00

Location Yellow Area, Yellow Room 1

Chairs C.R. Chapple, Sheffield (GB)
To be confirmed

Learning objectives

The aim of this session is to continue active discussion between Russian urologists and EAU opinion leaders on prostate cancer and kidney cancer. Attendees will be able to learn updates on robot assisted radical prostatectomy, locally advanced and metastatic prostate cancer, kidney cancer surgical and medical treatment. Both sides will also present interactive discussion of clinical cases and approaches to solve the patients' problems. The session will serve as an outstanding opportunity to improve the education in urology and exchange opinions.

10:30 - 10:35

Welcome and introduction

10:35 - 11:25

Prostate cancer surgery

Moderators To be confirmed
To be confirmed

10:35 - 10:50

Actualising new models of healthcare service delivery in prostate cancer

V. Sangar, Manchester (GB)

10:50 - 11:05

RARP: Index patient in Russia in 2021

To be confirmed

11:05 - 11:25

Case presentations

To be confirmed
V. Sangar, Manchester (GB)

11:25 - 12:15

Locally advanced and metastatic prostate cancer

Moderators To be confirmed
H. Van Poppel, Leuven (BE)

11:25 - 11:40

What is new in pharmacotherapy?

To be confirmed

11:40 - 11:55

Metastatic prostate cancer update

S. Reva, Saint-Petersburg (RU)

11:55 - 12:15

Case presentations

K.M. Nyushko, Moscow (RU)
To be confirmed

12:15 - 12:55

Kidney cancer surgery

Moderators M.S. Gazimiev, Moscow (RU)
H. Van Poppel, Leuven (BE)

12:15 - 12:25

Latest developments in medical management

To be confirmed

12:25 - 12:35

Kidney cancer surgical treatment update

To be confirmed

12:35 - 12:55

Case presentations

G. Palaguta, Krasnodar (RU)
To be confirmed

12:55 - 13:00

Discussion and conclusion

 Video Session 01

Friday 9 July
10:45 - 12:15

Location

Purple Area, eURO Auditorium 1

Poster Session 04

Friday 9 July
14:15 - 15:45

Location

Purple Area, eURO Auditorium 2

Meeting of the Young Academic Urologists (YAU)

EAU Specialty Session

Friday 9 July
12:15 - 14:45

Location Yellow Area, Yellow Room 2

Chair J. Gómez Rivas, Madrid (ES)

Learning objectives

The Young Academic Urologists (YAU) is a group of talented and already renowned European young urologists. We aim to promote high-quality studies in order to provide strong evidence for the best urological practice. In this session both scientific and educational context will be discussed among the members of YAU and the leaders of European Urology.

12:15 - 12:45

EAU Young Academic Urologists (YAU)

Moderators J. Gómez Rivas, Madrid (ES)
To be confirmed

12:15 - 12:25

Overview of the Young Academic Urologists

J. Gómez Rivas, Madrid (ES)

12:25 - 12:35

Overview of the Non-Oncology group achievements

To be confirmed

12:35 - 12:45

Overview of the Oncology & Technology group achievements

G. Gandaglia, Milan (IT)

12:45 - 12:55

YAU Awards

12:45 - 12:48

Best paper published in 2019 & 2020 by a YAU group

12:48 - 12:51

Best poster presented at EAU 2020 & 2021 by a YAU group

12:51 - 12:55

YAU reviewer of the year 2020 & 2021

12:55 - 13:35

Challenge the expert

Moderators P. Kallidonis, Patras (GR)
L.A. Kluth, Frankfurt (DE)
To be confirmed

12:55 - 13:15

Adjuvant chemotherapy beneficial in upper tract urothelial carcinoma

Pro A. Aziz, Munich (DE)
Con E. Xylinas, Paris (FR)

13:15 - 13:35

The MRI-directed biopsy: The end of systematic biopsies for diagnosis and prognostic assessment

Pro V. Kasivisvanathan, London (GB)
Con G. Marra, Turin (IT)

13:35 - 14:35

Key research studies of the year

Moderators R. Campi, Florence (IT)
To be confirmed
To be confirmed

13:35 - 13:50

Facing guidelines on Sexual medicine: Where we are on priapism topic?

Speaker G.I. Russo, Catania (IT)
Discussant M.M. Fode, Herlev (DK)

13:50 - 14:05

The impact of AI in urology: A journey from concepts to clinical applications

Speaker To be confirmed
Discussant F. Porpiglia, Turin (IT)

Scientific Programme - EAU21 Milan

14:05 - 14:20

Thulium fiber laser, burst wave lithotripsy, disposable scopes and stone dust suction devices: What's the future in endourology?

Speaker E.X. Keller, Zürich (CH)

Discussant D. Enikeev, Moscow (RU)

14:20 - 14:35

Improving management of rare genitourinary syndromes: Focus on Lynch syndrome and VHL-related disease

Speaker M. Moschini, Lucerne (CH)

Discussant A. Necchi, Milan (IT)

14:35 - 14:45

YAU lecture How to establish a professional career at a European level: Motivational talk from Crystal Matula award winner

To be confirmed

Poster Session 05

Friday 9 July
12:30 - 14:00

Location


Yellow Area, Yellow Room 3

Poster Session 06

Friday 9 July
12:30 - 14:00

Location

Yellow Area, Yellow Room 4

 Video Session 02

Friday 9 July
12:30 - 14:00

Location

Purple Area, eURO Auditorium 1

Joint Session of the European Association of Urology (EAU) and the Confederación Americana de Urología (CAU)

Urology beyond Europe

Friday 9 July
11:30 - 14:00

Location Purple Area, eURO Auditorium 2

Chairs To be confirmed
A.R. Rodriguez, Rochester (US)

Learning objectives

The aim of this session is to facilitate an educational channel between urology in Europe and Latin-America. A deep insight in selected topics of current clinical practice in urology will be presented by a group of recognized experts from different countries' members of the EAU and CAU. Attendees will be able to learn updates on the diagnosis and management of prostate cancer, as well as, the contemporary approaches to treat related erectile dysfunction and incontinence due to prostate cancer therapies, from world-wide known experts in the field. This session will serve as an outstanding opportunity to exchange concepts and to improve the education of urology.

11:30 - 11:35

Welcome and introduction

To be confirmed
A.R. Rodriguez, Rochester (US)

11:35 - 12:15

Case-based debate Prostate biopsy

11:35 - 11:40

Case presentation

To be confirmed

11:40 - 11:50

Always transrectal

J.G. Campos Salcedo, Mexico City (MX)

11:50 - 12:00

Always perineal

F. Bianco, Miami Lakes (US)

12:00 - 12:10

Are systematic biopsies still needed?

J. Walz, Marseille (FR)

12:10 - 12:15

Discussion

12:15 - 12:55

Case-based debate Focal treatment

12:15 - 12:20

Case presentation

To be confirmed

12:20 - 12:30

Imaging and staging in localized prostate cancer (mpMRI, PSMA PET)

D. Murphy, Melbourne (AU)

12:30 - 12:40

Better HIFU

R. Sanchez-Salas, Paris (FR)

12:40 - 12:50

Better radical prostatectomy

R. Coelho, Sao Paulo (BR)

12:50 - 12:55

Discussion

12:55 - 13:05

Lymphadenectomy for prostate cancer: When and how?

A. Heidenreich, Cologne (DE)

13:05 - 13:15

Perioperative treatment of erectile dysfunction after radical prostatectomy

To be confirmed

Scientific Programme - EAU21 Milan

13:15 - 13:25	Management of urinary stress incontinence after prostate cancer therapy M.A. Averbeck, Porto Alegre (BR)
13:25 - 13:30	Discussion
13:30 - 13:50	Surgical treatment of lymph node recurrences after radical prostatectomy – Pro vs. con
13:30 - 13:40	Pro surgery N. Fossati, Milan (IT)
13:40 - 13:50	Pro radiotherapy P. Ost, Ghent (BE)
13:50 - 13:55	Discussion
13:55 - 14:00	Closing remarks To be confirmed A.R. Rodriguez, Rochester (US)

Joint Session of the European Association of Urology (EAU) and the Société Internationale d'Urologie (SIU)

Urology beyond Europe

Friday 9 July 10:30 - 13:00	Location	Purple Area, Purple Room 1
	Chairs	To be confirmed S. Kulkarni, Pune (IN)
10:30 - 10:35	Welcome and introduction	C.R. Chapple, Sheffield (GB)
	Urethral reconstruction	
10:35 - 10:50	Female urethral stricture and diverticulum	C.R. Chapple, Sheffield (GB)
10:50 - 11:15	Debate Transection vs. Non-transection of bulbar urethra	
10:50 - 11:00	Non-transection bulbar urethroplasty	A. Mundy, London (GB)
11:00 - 11:10	Anastomotic urethroplasty	To be confirmed
11:10 - 11:15	Discussion	
11:15 - 11:40	Debate Grafts vs. Flaps	
11:15 - 11:25	Grafts	To be confirmed
11:25 - 11:35	Flaps	R. Gomez, Santiago (CL)
11:35 - 11:40	Discussion	
11:40 - 11:55	Complex posterior urethroplasty	S. Kulkarni, Pune (IN)
11:55 - 12:10	Failed hypospadias repair	P. Anderson, Dudley (GB)
12:10 - 12:25	Panurethral stricture	J. Chee, East Melbourne (AU)
12:25 - 12:40	Urethral problems after prostate cancer treatment	A. De La Taille, Créteil (FR)
12:40 - 12:55	Ureteric reconstruction	
	<i>Moderators</i>	To be confirmed To be confirmed
12:40 - 12:55	Management of upper ureteric stricture (post-radiation, post-laser lithotripsy)	R. Olianas, Luneburg (DE)
12:55 - 13:00	Questions/answers and closing remarks	S. Kulkarni, Pune (IN)

Joint Session of the European Association of Urology (EAU) and the Arab Association of Urology (AAU)

Urology beyond Europe

Friday 9 July
13:15 - 15:45

Location Yellow Area, Yellow Room 1

Chairs To be confirmed
M. Wirth, Dresden (DE)

Learning objectives

In this session, Arabic and European speakers will address the up-to-date topics in urology. The attending participants will learn a lot from the discussion. The topics include uro-oncology, urolithiasis, paediatric urology and how-I-do-it videos.

By the end of the session, the audience will have many tips and tricks which will be of great help in decision-making and improving the clinical urological practice.

13:15 - 13:20

Welcome and introduction

13:20 - 13:55

Urolithiasis and endourology

Moderators N. Al-Hamdani, Baghdad (IQ)
To be confirmed
Y. Farahat, Dubai (AE)

13:20 - 13:35

Did laser use change stone treatment?

K. Thomas, London (GB)

13:35 - 13:50

Tricks and innovations in endourologic procedure

To be confirmed

13:50 - 13:55

Discussion

13:55 - 14:30

Uro-oncology

Moderators A.A. Al-Zarooni, Sharjah (AE)
To be confirmed
To be confirmed

13:55 - 14:10

Upper urothelial cancer: Established treatment and guidelines

A. Stenzl, Tübingen (DE)

14:10 - 14:25

Neo-adjuvant chemotherapy in upper urothelial cancer

To be confirmed

14:25 - 14:30

Discussion

14:30 - 15:05

Paediatric urology

14:30 - 14:45

Optimal time to interfere in urologic disorders

To be confirmed

14:45 - 15:00

Late problems after urinary diversion in children

To be confirmed

15:00 - 15:05

Discussion

15:05 - 15:40

How I do it:

15:05 - 15:20

Open radical prostatectomy

O. Hakenberg, Rostock (DE)

15:20 - 15:35

Ileal loop conduit

To be confirmed

Scientific Programme - EAU21 Milan

15:35 - 15:40

Discussion

15:40 - 15:45

Closing remarks

Joint Session of the European Association of Urology (EAU) and the Pakistan Association of Urological Surgeons (PAUS)

Urology beyond Europe

Friday 9 July
10:30 - 13:00

Location Green Area, Green Room 1

Chairs To be confirmed
To be confirmed

Learning objectives

This session will collaboratively endeavour to provide an overview of the latest developments in the management urinary tract infections and provide an update on current challenges in urological training which have historically received inadequate attention in Pakistan.

10:30 - 10:40

Welcome and introduction

To be confirmed
To be confirmed
To be confirmed

10:40 - 11:30

Urinary tract infections

Moderators R. Hamid, London (GB)
To be confirmed

10:40 - 10:55

Catheter associated infections and their management: Interesting observations in developing countries

To be confirmed

10:55 - 11:10

Management algorithm for recurrent urinary tract infections in the light of recent advancements

G.R. Kasyan, Moscow (RU)

11:10 - 11:30

Questions and answers

11:30 - 12:20

Urological training

Moderators A. Govorov, Moscow (RU)
S-U. Rehman, Hydergabad (PK)

11:30 - 11:45

How to achieve best outcomes in urological training

A.J. Figueiredo, Coimbra (PT)

11:45 - 12:00

Overview of urological training in Pakistan: Our vision for the future

To be confirmed

12:00 - 12:20

Questions and answers

12:20 - 12:50

EAU-PAUS case discussion

Moderators A.J. Figueiredo, Coimbra (PT)
A. Rahman, Peshawar (PK)

12:20 - 12:35

Case 1

To be confirmed

12:35 - 12:50

Case 2

To be confirmed

12:50 - 13:00

Closing remarks

To be confirmed
To be confirmed

Joint Session of the European Association of Urology (EAU) and the Pan-African Urological Surgeons Association (PAUSA)

Urology beyond Europe

Friday 9 July
10:30 - 13:00

Location Green Area, Green Room 2
Chairs To be confirmed
P. Van Kerrebroeck, Maastricht (NL)

Learning objectives

In this session members of the PAUSA and the EAU will discuss a variety of topics with clinical relevance in the specific African setting. The timing will allow for maximal interaction and discussion.

10:30 - 10:35	Welcome and introduction
10:35 - 10:50	Place of endoscopy in vesical pain syndrome / interstitial cystitis: Experience of the University Hospital of Annaba and review of the literature N. Laskri, Annaba (DZ)
10:50 - 10:55	Discussion
10:55 - 11:10	Imaging predictive tools and renal mass management A. Boulatrous, Annaba (DZ)
11:10 - 11:15	Discussion
11:15 - 11:30	Treatment of VVF: An update To be confirmed
11:30 - 11:35	Discussion
11:35 - 11:50	Non malignant complications of schistosomiasis To be confirmed
11:50 - 11:55	Discussion
11:55 - 12:10	The cost of prostate cancer care in Sub-Saharan Africa: Can we afford not to change the treatment landscape S. Mutambirwa, Pretoria (ZA)
12:10 - 12:15	Discussion
12:15 - 12:30	Tropical urology To be confirmed
12:30 - 12:35	Discussion
12:35 - 12:55	General discussion: What can we learn from each other?
12:55 - 13:00	Closing remarks

Poster Session 07

Friday 9 July
14:15 - 15:45

Location


Yellow Area, Yellow Room 3

Poster Session 08

Friday 9 July
14:15 - 15:45

Location


Yellow Area, Yellow Room 4

 YAU closed session

Friday 9 July
16:15 - 17:45

Location

Yellow Area, Yellow Room 2

 Opening Ceremony

Friday 9 July
18:00 - 19:30

Location

Purple Area, eURO Auditorium 1

 Networking Reception

Friday 9 July
19:30 - 21:00

Location

Purple Area, eURO Auditorium 1

 General Assembly

Saturday 10 July
07:15 - 08:15

Location

Purple Area, Purple Room 2

Nightmare session: PCa early detection

Plenary Session 02

Saturday 10 July
08:15 - 10:15

Location Purple Area, eURO Auditorium 1
Chairs C.H. Bangma, Rotterdam (NL)
J. Walz, Marseille (FR)

08:15 - 08:55

Can we completely rely on MRI?
Moderator S. Joniau, Leuven (BE)

08:15 - 08:20

Case presentation
To be confirmed

08:20 - 08:30

Case discussion
H.U. Ahmed, London (GB)

08:30 - 08:45

Cross-examination
B. Leigh, London (GB)

08:45 - 08:55

Case solution and audience questions
S. Joniau, Leuven (BE)

08:55 - 09:35

What are the best precautions for a safe biopsy?
Moderator A. Pilatz, Giessen (DE)

08:55 - 09:00

Case presentation
I. Heidegger, Innsbruck (AT)

09:00 - 09:10

Case discussion
C. Stief, Munich (DE)

09:10 - 09:25

Cross-examination
B. Leigh, London (GB)

09:25 - 09:35

Case solution and audience questions
A. Pilatz, Giessen (DE)

09:35 - 10:15

How to deal with low-grade cancers?
Moderator A. Villers, Lille (FR)

09:35 - 09:40

Case presentation
A. Stabile, Milan (IT)

09:40 - 09:50

Case discussion
A. De La Taille, Créteil (FR)

09:50 - 10:05

Cross-examination
B. Leigh, London (GB)

10:05 - 10:15

Case solution and audience questions
A. Villers, Lille (FR)

Renal cancer: From localised to metastatic disease

Plenary session 03

Saturday 10 July
08:15 - 10:15

Location Purple Area, eURO Auditorium 2

Chairs P.F.A. Mulders, Nijmegen (NL)
M-O. Grimm, Jena (DE)

Learning objectives

Renal cell cancer (RCC) is evolving rapidly with regard to molecular, diagnostic and treatment research and its implementation in clinical practice. The VHL mechanism in RCC is a good example and all its aspects will be discussed to set the scene of this session. For small renal mass an update will be given on different approaches and will help you to make the right decision. In larger tumors there is a shift in surgery towards more nephron-sparing. A pro and con discussion on this issue will fine-tune your clinical practice. In the mRCC setting prospective randomised trials helped to answer the role of nephrectomy in different eras of systemic therapy. The choice can be individualised and is also dependent on new treatment possibilities.

08:15 - 08:30

Society of Urologic Oncology (SUO) lecture The VHL kidney cancer gene: Discovery, oxygen sensing and therapy
W.M. Linehan, Bethesda (US)

08:30 - 09:05

Small renal mass
Moderator A. Volpe, Novara (IT)

08:30 - 08:40

Active surveillance
M.C. Mir Maresma, Barcelona (ES)

08:40 - 08:50

Focal treatment
E. Barret, Paris (FR)

08:50 - 09:00

Surgical resection
U. Capitano, Milan (IT)

09:00 - 09:05

Summary
A. Volpe, Novara (IT)

09:05 - 09:40

Case-based debate cT2 Renal cancer
Moderator J. Gómez Rivas, Madrid (ES)

09:05 - 09:10

Case presentation
M. Taratkin, Moscow (RU)

09:10 - 09:20

Partial nephrectomy whenever possible
C.K. Bensalah, Rennes (FR)

09:20 - 09:30

Radical nephrectomy remains the gold standard
H. Zargar Shoshtari, Melbourne (AU)

09:30 - 09:40

Panel discussion
Panel C.K. Bensalah, Rennes (FR)
J. Gómez Rivas, Madrid (ES)
M. Taratkin, Moscow (RU)
H. Zargar Shoshtari, Melbourne (AU)

09:40 - 10:00

Cytoreductive nephrectomy in the management of metastatic clear cell RCC

09:40 - 09:50

The ideal case: Cytoreductive nephrectomy first
G.N. Thalmann, Bern (CH)

09:50 - 10:00


Systemic treatment without or with delayed nephrectomy: When and how?

A. Bex, London (GB)

10:00 - 10:15

State-of-the-art lecture Immunotherapy-based management of metastatic clear-cell and variant RCC: What can we achieve?

To be confirmed

 Patient information 1

Saturday 10 July 08:30 - 10:00	Location	Yellow Area, Yellow Room 4
---	-----------------	----------------------------

 YUORDay

Saturday 10 July
10:00 - 17:00

Location

Yellow Area, Yellow Room 3

Urological surgery and interventions in an office and outpatient setting

Meeting of the EAU Section of Outpatient and Office Urologists (ESUO)

Saturday 10 July
10:15 - 14:00

Location Purple Area, Purple Room 1
Chairs H. Haas, Heppenheim (DE)
To be confirmed

Learning objectives

Outpatient surgery is a usual task of office urologists in Europe. The procedures include as well open surgery as endoscopic interventions. Furthermore recent developments offer the opportunity of prostate treatment in an outpatient and day surgery setting. In examples, these procedures are demonstrated in this session illustrated by videos. As key conditions, the aspects of anaesthesia and sedation and the prevention and management of complications in outpatient procedures are presented. Regarding the great spectrum of complexity in outpatient surgery a debate together with the audience will discuss the question which of the procedures should be done in which institution: in the office, in uro-surgical centres or in collaboration with local hospitals. Legal aspects playing an increasing role in outpatient surgery will complement the interactive meeting which is interesting not only for office urologists but also for urologists in clinic.

10:15 - 10:20

Welcome and introduction

To be confirmed

10:20 - 10:25

Outpatient surgery in European urological offices

H. Haas, Heppenheim (DE)

10:25 - 11:05

Before surgery and interventions

Moderators F. Dimitriadis, Kalamaria, Thessaloniki (GR)
L.P. Zapala, Warsaw (PL)

10:25 - 10:40

Patient's preparation

To be confirmed

10:40 - 10:50

The diversified nursing roles in the coordination and delivery of urology outpatient and day care services

L. Van De Bilt-Sonderegger, Eindhoven (NL)

10:50 - 11:05

The impact of sedation and local anesthesia on day case urology

To be confirmed

11:05 - 11:55

Open surgery and diagnostic procedures

Moderators To be confirmed
A. Zachariou, Ioannina (GR)

11:05 - 11:20

Office-based penile surgery

F. Dimitriadis, Kalamaria, Thessaloniki (GR)

11:20 - 11:35

Vasectomy

To be confirmed

11:35 - 11:55

Prostate biopsy

T.H. Kuru, Köln (DE)
To be confirmed

11:55 - 13:10

Endoscopic interventions

Moderators H. Brenneis, Pirmasens (DE)
T.H. Kuru, Köln (DE)

11:55 - 12:10	Urethral stricture management and all relevant current and emerging office based technologies To be confirmed
12:10 - 12:25	Management of ureteral stents To be confirmed
12:25 - 12:40	Botox-therapy A. Apostolidis, Thessaloniki (GR)
12:40 - 12:55	Urolift, rezum To be confirmed
12:55 - 13:10	iTind, embolisation To be confirmed
<hr/>	
13:10 - 13:55	Conditions of surgery and interventions <i>Moderators</i> H. Haas, Heppenheim (DE) To be confirmed
13:10 - 13:25	The complications of day case scrotogenital and endoscopic interventions: Prevention and management To be confirmed
13:25 - 13:45	Which operation in which institution <i>Panel</i> To be confirmed To be confirmed L.P. Zapala, Warsaw (PL)
13:45 - 13:55	Day case surgery and the law, how vulnerable is the urologist? To be confirmed
<hr/>	
13:55 - 14:00	Closing remarks H. Haas, Heppenheim (DE)

Mysteries, facts, and fictions in andrological disease

Meeting of the EAU Section of Andrological Urology (ESAU)

Saturday 10 July
10:15 - 14:00

Location Purple Area, Purple Room 2

Chair To be confirmed

Learning objectives

The main objective of the meeting of the EAU Section of the European Section of Andrological Urology is to provide the latest information on several controversial issues and unanswered questions in the fields of male infertility, male endocrinology, and sexual medicine. Video presentations will assist the participants to pick up the tips and tricks of several surgical procedures in the male genital tract as take home-messages. Time-lapse cinematography of embryological development will raise an important role for the male gamete-DNA beyond fertilisation susceptible to philosophical considerations. Emphasis will be given to the molecular biology- basis of several andrological pathophysiologicals. Novel surgical techniques, ethical barriers, and physiological consequences of disputable and criticised procedures such as penile elongation/penile enlargement and gender reassignment surgery will be discussed. The role of the andrologist in the oncological clinics will be promoted. In addition this meeting will provide compelling evidence for the unique role of testosterone as a source of youth for the male. Discussion of interesting case reports will give the opportunity for an active interaction between the faculty members and the participants.

10:15 - 10:18

Welcome and introduction

To be confirmed

10:18 - 10:30

State-of-the-art lecture Testosterone therapy in men with prostate cancer

Moderators O. Apolikhin, Moscow (RU)

To be confirmed

Speaker

To be confirmed

10:30 - 10:45

Debate Collagenase clostridium histolyticum in the treatment of Peyronie's disease: An effective approach

Moderators To be confirmed

P. Verze, Naples (IT)

Pro

D.J. Ralph, London (GB)

Con

I. Moncada Iribarren, Madrid (ES)

10:45 - 10:50

Discussion

10:50 - 11:20

Surgery in motion: When the urologist has hard time in penile surgery

Moderators

To be confirmed

To be confirmed

10:50 - 10:55

Associated video presentation When the urologist has a hard time to manage congenital penile curvature

A. Kadioglu, Istanbul (TR)

10:55 - 11:00

Associated video presentation When the urologist has hard time to place penile prosthesis

P. Egydio, Sao Paulo (BR)

11:00 - 11:05

Associated video presentation When the urologist has hard time to manage infected penile prosthesis

E. Ruiz-Castañé, Barcelona (ES)

11:05 - 11:10	Associated video presentation When the urologist has hard time to manage penile shortening and curvature in Peyronie's disease A. Kadioglu, Istanbul (TR)
11:10 - 11:15	Associated video presentation When the urologist has hard time to restore male genitalia in children with bladder extrophy R. Djivic, Belgrade (RS)
11:15 - 11:20	Discussion
11:20 - 11:55	Neglected issues concerning male sexual satisfaction and orgasm <i>Moderators</i> M. Albersen, Leuven (BE) To be confirmed
11:20 - 11:30	Physiology of male sexual satisfaction and orgasm To be confirmed
11:30 - 11:40	Is it possible to improve sexual satisfaction and orgasm in men with spinal cord injury? Z. Kopa, Budapest (HU)
11:40 - 11:50	Parameters predicting sexual satisfaction after penile implant surgery C. Bettocchi, Bari (IT)
11:50 - 11:55	Discussion
11:55 - 12:30	SARS-COV-2: A new and urgent challenge in andrology? <i>Moderators</i> C.R. Chapple, Sheffield (GB) J.O.R. Sønksen, Herlev (DK)
11:55 - 12:05	Is SARS-COV-2 virus excreted in seminal fluid of men with COVID-19? A. Giwercman, Malmö (SE)
12:05 - 12:15	SARS-COV-2: Is an acute or chronic hypogonadal state associated with morbidity and mortality? A. Salonia, Milan (IT)
12:15 - 12:25	Evidence for vertical transmission and the long term effects of SARS-COV-2 on male sexual and reproductive health S.. Minhas, London (GB)
12:25 - 12:30	Discussion
12:30 - 12:40	State-of-the-art lecture The role of kisspeptins in male reproductive physiology <i>Moderators</i> To be confirmed To be confirmed <i>Speaker</i> To be confirmed
12:40 - 13:35	Surgery of the testis and male infertility <i>Moderators</i> F. Dimitriadis, Kalamaria, Thessaloniki (GR) P.A.S. Vendeira, Matosinhos (PT)
12:40 - 12:50	Should the testicular artery be preserved at varicocelectomy? T. Diemer, Giessen (DE)
12:50 - 13:00	Employing quantitative telomerase assay for the identification of non-obstructed azoospermic men positive for foci of testicular haploid germ cells To be confirmed
13:00 - 13:10	The new EAU Guidelines in male reproductive health: Changes in the diagnostic and surgical management of men with infertility S.. Minhas, London (GB)
13:10 - 13:20	Pharmaceutical stimulation of the testis prior to TESE: When and how? M. Dinkelman-Smit, Rotterdam (NL)

13:20 - 13:30	Fertility preservation in oncology patients: Current techniques and future perspectives To be confirmed
13:30 - 13:35	Discussion
13:35 - 13:40	Interesting publications in andrology during 2020 <i>Moderators</i> To be confirmed S.V. Yrastorza, Quezon City (PH) <i>Speaker</i> C. Konstantinidis, Ilion (GR)
13:40 - 14:00	Surgery in motion: Male infertility <i>Moderators</i> To be confirmed To be confirmed
13:40 - 13:45	Associated video presentation Microsurgical sperm recovery from the testis and epididymis W.J. Huang, Taipei (TW)
13:45 - 13:50	Associated video presentation Microsurgical sperm recovery from the vas deferens A. Zachariou, Ioannina (GR)
13:50 - 13:55	Associated video presentation Microsurgical varicocelelectomy: Tips and tricks S. Çayan, Mersin (TR)
13:55 - 14:00	Associated video presentation Microsurgical vasectomy repair: Surgical parameters influencing the post-operative patency rate and pregnancy rate D.G. Lusaya, Manila (PH)

Functional urology in 2021: What did we miss at EAU20 and what is essential?

Meeting of the EAU Section of Female and Functional Urology (ESFFU)

Saturday 10 July
10:15 - 14:00

Location Yellow Area, Yellow Room 1

Chair F. Cruz, Porto (PT)

Learning objectives

The meeting will address several hot topics in functional urology: Surgical treatment of male and female incontinence, including the controversy involving synthetic slings in women, treatment options for LUTS and an up-date in neuro-urology.

10:15 - 10:20

Introduction

F. Cruz, Porto (PT)

10:20 - 11:05

Male incontinence

Moderators

To be confirmed

R. Hamid, London (GB)

10:20 - 10:32

Is the ESFFU/EAU registry helping urologists to select patients for AUS with post-prostatectomy incontinence?

J.P.F.A. Heesakkers, Maastricht (NL)

10:32 - 10:35

Discussion

10:35 - 10:47

AUS or sling? Is the MASTER trial going to change our practice?

To be confirmed

10:47 - 10:50

Discussion

10:50 - 11:02

Male incontinence in difficult cases (irradiated, previous AUS, previous sling)

R. Bauer, Munich (DE)

11:02 - 11:05

Discussion

11:05 - 12:15

Case discussion Female stress urinary incontinence

Moderators

To be confirmed

F. Cruz, Porto (PT)

11:05 - 11:10

SUI case presentation

To be confirmed

11:10 - 11:22

I prefer to maintain synthetic mid urethral sling as the first surgical option

E. Kocjancic, Chicago (US)

11:22 - 11:25

Discussion

11:25 - 11:37

Can we return to Burch colposuspension without educational programmes?

K. Everaert, Ghent (BE)

11:37 - 11:40

Discussion

11:40 - 11:52

Synthetic mid urethral slings and Burch colposuspension are not free of complications. How to inform patients?

A. Tubaro, Rome (IT)

11:52 - 11:55

Discussion

11:55 - 12:07

My patient has SUI again! What can I offer her to treat the recurrence?

To be confirmed

12:07 - 12:10

Discussion

12:10 - 12:15

Conclusions: Synthetic mid urethral sling or Burch colposuspension?

F. Cruz, Porto (PT)

12:15 - 13:00	ESFFU meets other societies <i>Moderators</i> E. Chartier-Kastler, Paris (FR) H. Hashim, Bristol (GB)
12:15 - 12:30	International Continence Society (ICS) lecture Is the paradigm of botulinum toxin A injection in the bladder wall for OAB maintained in real life? M.A. Averbeck, Porto Alegre (BR)
12:30 - 12:45	Society of Urodynamics, Female Pelvic Medicine & Urogenital Reconstruction (SUFU) lecture Interstitial cystitis: What have we learned so far from the multidisciplinary approach to the study of chronic pelvic pain (MAPP) research network? J.Q. Clemens, Ann Arbor (US)
12:45 - 13:00	Taiwan Continence Society (TCS) lecture Bladder microbiome and OAB. Do we know already the pathophysiology? To be confirmed
13:00 - 13:30	OAB pharmacology <i>Moderators</i> S. Charalampous, Limassol (CY) G.R. Kasyan, Moscow (RU)
13:00 - 13:12	Potential drug interactions in functional urology pharmacotherapy M.C. Michel, Mainz (DE)
13:12 - 13:15	Discussion
13:15 - 13:27	Combination treatment in OAB M.S. Rahnama'i, Aachen (DE)
13:27 - 13:30	Discussion
13:30 - 14:00	Neuro-urology <i>Moderators</i> T. Tarcan, Istanbul (TR) F. Van Der Aa, Leuven (BE)
13:30 - 13:42	PTNS in the neuro-urological patient B.Y. Padilla Fernandez, San Cristóbal De La Laguna (ES)
13:42 - 13:45	Discussion
13:45 - 13:57	Will the AnTIC trial change the way we manage patients on a CIC program? V. Phé, Paris (FR)
13:57 - 14:00	Discussion
	Closing remarks F. Cruz, Porto (PT)

Joint meeting of the EAU Section of Urologic Imaging (ESUI), the EAU Section of Uropathology (ESUP) and the EAU Section of Urologic Research (ESUR)

Joint meeting of the EAU Section of Urological Imaging (ESUI), the EAU Section of Uropathology (ESUP) and the EAU Section of Urological Research (ESUR)

Saturday 10 July
10:15 - 14:15

Location Yellow Area, Yellow Room 2

Chairs K. Junker, Homburg (DE)
R. Montironi, Ancona (IT)
To be confirmed

Learning objectives

The first part of the session is focused on DNA damage repair (DDR) defects that are playing an important role in tumor development and progression as well as for therapy response. Somatic and germline mutations in DDR genes such as BRCA1 and BRCA2 have been found in prostate cancer. Their value for cancer risk prediction, prognosis and therapy response will be discussed. In this regard, the rationale of germline testing has to be defined considering the experience in breast cancer patients. PARP inhibitors represent new targeted therapeutic options not only in prostate but also in bladder cancer, especially in patients with DDR defects. In the second part, we will discuss progress in the field of molecular markers and their clinical relevance focusing on liquid biopsy and molecular imaging for precision medicine in urological cancers.

10:15 - 10:20

Welcome and introduction
K. Junker, Homburg (DE)

10:20 - 11:50

BRCA1, BRCA2 and beyond: Important for clinical management in urological tumours?

Moderators I. Heidegger, Innsbruck (AT)
To be confirmed
A. Lopez-Beltran, Lisbon (PT)

10:20 - 10:45

DNA damage repair defects: An overview
R.G. Bristow, Manchester (GB)

10:45 - 11:10

DNA repair gene mutations in prostate cancer: Effects on outcome after primary and systemic therapy
E. Castro, Madrid (ES)

11:10 - 11:30

Germline DNA repair gene mutations: Who should be tested?
To be confirmed

11:30 - 11:50

BRCA1, BRCA2 and beyond in metastatic castration resistant prostate cancers. Role of the pathologist
M. Eckstein, Erlangen (DE)

11:50 - 13:55

Liquid biopsy and molecular imaging for precision medicine in urological cancers
Moderators M. Colecchia, Milan (IT)
To be confirmed
A. Vlahou, Athens (GR)

11:50 - 12:15

Liquid biopsy: Current status and clinical perspectives
To be confirmed

12:15 - 12:40

cfDNA for metastasis detection and therapy monitoring in bladder cancer
L. Dyrskjöt, Aarhus (DK)

12:40 - 13:05

Extracellular vesicles-new kid on the block: Challenges for biomarker development
To be confirmed

Scientific Programme - EAU21 Milan

13:05 - 13:30

Monitor the disease: Which imaging modality to follow-up drug reponse
F. Sanguedolce, Barcelona (ES)

13:30 - 13:55

PSMA PET Tracers: Different tracers for different urological cancers
To be confirmed

13:55 - 14:15

Discussion and closing remarks
R. Montironi, Ancona (IT)
To be confirmed

Controversies in onco-urology

Joint meeting of the EAU Section of Oncological Urology (ESOU), the EAU Robotic Urology Section (ERUS), the EAU Section of Uro-Technology (ESUT) in conjunction with ECCO, EORTC-GUCG, ESMO, ESSO, ESTRO, EUOG and EAUN

Saturday 10 July
10:30 - 15:45

Location Purple Area, eURO Auditorium 2

Chairs G. Giannarini, Udine (IT)
M. Rouprêt, Paris (FR)

Learning objectives

- To reinforce the leading role of European urologists in providing care to patients with genitourinary malignancies.
- To implement personalised pathways of care across the wide spectrum of genitourinary malignancies.
- To promote strategic alliance between EAU sections and other scientific societies with the aim of strengthening multidisciplinary collaborations where there are no boundaries among urologists, medical oncologists and radiation oncologists.

10:30 - 10:40

Welcome and introduction

G. Giannarini, Udine (IT)
M. Rouprêt, Paris (FR)

ESOU opens borders

10:40 - 10:55

European Society of Surgical Oncology (ESSO)

10:40 - 10:50

Lymph node management in penile cancer: controversies and developments
To be confirmed

10:50 - 10:55

Discussion

10:55 - 11:10

European Cancer Organisation (ECCO)

10:55 - 11:05

ECCO amplifying the work of its member societies in EU policy and advocacy
To be confirmed

11:05 - 11:10

Discussion

11:10 - 11:25

European Society for Radiotherapy and Oncology (ESTRO)

11:10 - 11:20

Radiotherapy after radical prostatectomy in the PSMA-PET era
A. Bossi, Villejuif (FR)

11:20 - 11:25

Discussion

11:25 - 11:40

European Society for Medical Oncology (ESMO)

11:25 - 11:35

Evolving landscape of first-line systemic treatment in metastatic renal cell carcinoma
To be confirmed

11:35 - 11:40

Discussion

11:40 - 11:55

The European Organisation for Research and Treatment of Cancer (EORTC) Genito-Urinary Cancers Group (GUCG)

11:40 - 11:50

Options and challenges in the management of oligometastatic prostate cancer
P. Ost, Ghent (BE)

11:50 - 11:55

Discussion

11:55 - 12:10	European Uro-Oncology Group (EUOG)
11:55 - 12:05	Using biomarkers to monitor treatment response in metastatic hormone-naïve prostate cancer S. Osanto, Leiden (NL)
12:05 - 12:10	Discussion
<hr/>	
12:10 - 12:20	European Association of Urology Nurses (EAUN)
12:10 - 12:20	The role of advanced nurse practitioners in the follow-up of kidney cancer patients To be confirmed
<hr/>	
	ESOU-ERUS-ESUT Common problems in onco-urology
	<i>Moderators</i> A.E. Canda, Istanbul (TR) A. Mottrie, Aalst (BE) M. Rouprêt, Paris (FR)
<hr/>	
12:20 - 12:45	Is there still room for training young surgeons to open surgery in the robotic era?
12:20 - 12:30	Yes S. Shariat, Vienna (AT)
12:30 - 12:40	No A. Mottrie, Aalst (BE)
12:40 - 12:45	Discussion
<hr/>	
12:45 - 13:20	Case-based debate Should we perform PSMA PET/TC in the initial staging of prostate cancer?
	<i>Case presenter</i> A. Kretschmer, Munich (DE)
12:50 - 13:00	Yes D. Murphy, Melbourne (AU)
13:00 - 13:10	The answer is no A. Briganti, Milan (IT)
13:10 - 13:20	Questions and answers
<hr/>	
13:20 - 13:55	Case-based debate The medico-legal standpoint: A renal biopsy is mandatory for all renal tumours
	<i>Case presenter</i> N. Pavan, Trieste (IT)
13:25 - 13:35	Yes A. Volpe, Novara (IT)
13:35 - 13:45	No R. Boissier, Marseille (FR)
13:45 - 13:55	Questions and answers
<hr/>	
13:55 - 14:30	Case-based debate Should the robotic approach for partial nephrectomy be systematically recommended?
	<i>Case presenter</i> R. Campi, Florence (IT)
14:00 - 14:10	Yes To be confirmed
14:10 - 14:20	The answer is no G. Giannarini, Udine (IT)
14:20 - 14:30	Questions and answers
<hr/>	

14:30 - 15:05	Case-based debate There is no role for radical cystectomy in cT0 after neoadjuvant chemotherapy <i>Case presenter</i> B. Pradere, Toulouse (FR)
14:35 - 14:45	Yes A. Masson-Lecomte, Paris (FR)
14:45 - 14:55	No J.A. Witjes, Nijmegen (NL)
14:55 - 15:05	Questions and answers
<hr/>	
15:05 - 15:40	Case-based debate Optimal timing of perioperative systemic therapy for high-risk upper urinary tract cancer <i>Case presenter</i> To be confirmed
15:10 - 15:20	Neoadjuvant A. Breda, Barcelona (ES)
15:20 - 15:30	Adjuvant To be confirmed
15:30 - 15:40	Questions and answers
<hr/>	
15:40 - 15:45	Closing remarks

Video Session 03

Saturday 10 July
10:45 - 12:15

Location

Red Area, Red Room 1

Meeting of the EAU Section of Uro-Technology (ESUT)

Saturday 10 July
11:00 - 18:00

Location

Purple Area, eURO Auditorium 1

History of urology at a glance

EAU Specialty Session

Saturday 10 July
14:15 - 16:15

Location Green Area, Green Room 6

Chairs R. Jungano, Naples (IT)
P. Van Kerrebroeck, Berchem- Antwerp (BE)

Learning objectives

This specialty session is organised by the EAU History Office and covers a wide variety of interesting topics to do with the History of Urology. In addition to biographies of notable pioneers in the field or specific historical episodes, this year features a topic close to everyone's current daily practice: Urology and pandemics. Furthermore, this session includes the presentation of this year's Congress Gift, the book "Roma Intima" by Drs. Mattelaer and Gevaert. After this session, participants will have gained a wider perspective of current urological issues and have learned from the experiences of their predecessors.

14:15 - 14:25

Welcome and introduction

P. Van Kerrebroeck, Berchem- Antwerp (BE)

14:25 - 14:40

Prof. Enrico Dormia: The man, the urologist and his basket

To be confirmed

14:40 - 14:45

Discussion

14:45 - 15:00

COVID-19 and urologists: Nihil novi sub sole?

M.S. Rahnama'i, Aachen (DE)

15:00 - 15:05

Discussion

15:05 - 15:20

Urological surgery in ancient Roman times

J.C. Goddard, Leicester (GB)

15:20 - 15:25

Discussion

15:25 - 15:45

Roma Intima

Speakers

To be confirmed

J. Mattelaer, Kortrijk (BE)

15:45 - 15:50

Discussion

15:50 - 16:05

Presentation of the book "Roma Intima" to the EAU Executive

To be confirmed

16:05 - 16:15

Closing remarks


P. Van Kerrebroeck, Berchem- Antwerp (BE)

Poster Session 09

Saturday 10 July
11:15 - 12:45

Location

Yellow Area, Yellow Room 4

 Video Session 04

Saturday 10 July 12:30 - 14:00	Location	Red Area, Red Room 1
--	-----------------	----------------------

Poster Session 10

Saturday 10 July
13:00 - 14:30

Location

Yellow Area, Yellow Room 4

Contemporary urogenital reconstruction and continence restoration: A practical guide

Meeting of the EAU Section of Genitourinary Reconstructive Surgeons (ESGURS)

Saturday 10 July
14:15 - 18:00

Location Purple Area, Purple Room 1

Chair D.J. Ralph, London (GB)

Learning objectives

This year there will be various interesting topics for all on reconstructive surgery with the introduction of new and young speakers. The main topics covered will include urethral surgery with exciting sessions on male AND female urethroplasty and Peyronie's disease, and significant practical tips on penile prosthesis implantation. There will also be a session on testicular descent and disorders of sexual differentiation followed by updates on male incontinence surgery. Is robotic surgery going to replace open techniques in the future? This will be debated using ureteric reconstruction as an example. A wide range of topics will be covered at different levels making the programme suitable for all from trainees to trainers.

14:15 - 14:17

Welcome

D.J. Ralph, London (GB)

Urethral surgery

Moderators

P. Anderson, Dudley (GB)

To be confirmed

14:17 - 14:37

Failed hypospadias repair

14:17 - 14:27

When and how to do one-stage urethroplasty in failed hypospadias repair

R. Dahlem, Hamburg (DE)

14:27 - 14:37

When and how to do two-stage urethroplasty in failed hypospadias repair

P. Anderson, Dudley (GB)

14:37 - 14:57

The nearly-obliterative bulbar stricture

14:37 - 14:47

Double grafting technique and outcomes

E. Palminteri, Arezzo (IT)

14:47 - 14:57

Non-transecting anastomotic repair

F. Campos Juanatey, Santander (ES)

14:57 - 15:17

Female urethroplasty

14:57 - 15:07

Ventral onlay urethroplasty

T.J. Greenwell, London (GB)

15:07 - 15:17

Dorsal onlay urethroplasty

M. Waterloos, Ghent (BE)

15:17 - 15:27

Trials and implementation in clinical practice

15:17 - 15:22

Closure versus non-closure in buccal mucosa harvesting

L.A. Kluth, Frankfurt (DE)

15:22 - 15:27

Post operative imaging in urethral surgery using retrograde pericatheter urethrography or trial of voiding cystourethrography

W. Verla, Ghent (BE)

Penile surgery

15:27 - 15:53	Peyronie's disease <i>Moderators</i> I. Moncada Iribarren, Madrid (ES) D.J. Ralph, London (GB)
15:27 - 15:33	Are we still doing plications in 2021, how and for who? S. Sansalone, Rome (IT)
15:33 - 15:38	Are we still doing grafting procedures in 2021, how and for who? L. Cormio, Foggia (IT)
15:38 - 15:43	Penile prosthesis and Peyronie's disease: An overview J.I. Martínez Salamanca, Majadahonda (ES)
15:43 - 15:48	The modelling procedure, how I do it and results J. Torremade Barreda, L'Hospitalet de Llobregat (ES)
15:48 - 15:53	Lengthening procedures, options and results R. Djinic, Belgrade (RS)

15:53 - 16:35	Penile prosthesis <i>Moderators</i> R. Djinic, Belgrade (RS) O.R. Sedigh, Turin (IT)
15:53 - 16:00	Type of prosthesis and options F. Deho, Milan (IT)
16:00 - 16:07	Which approach for which patient? C. Bettocchi, Bari (IT)
16:07 - 16:14	How to improve cosmetic and functional aspects J. Romero Otero, Madrid (ES)
16:14 - 16:21	Reservoir implantation, options and preferences N. Tomada, Porto (PT)
16:21 - 16:28	Floppy glans: Options and management M. Skrodzka, London (GB)
16:28 - 16:35	Penile implants and the buried penis V. Modgil, Manchester (GB)

Male incontinence

16:35 - 17:07	New techniques in male incontinence <i>Moderators</i> R. Dahlem, Hamburg (DE) To be confirmed
16:35 - 16:43	Adjustable fascia sling in the male To be confirmed
16:43 - 16:51	Implantation of AMS 800 Da Vinci B. Peyronnet, Rennes (FR)
16:51 - 16:59	Implantation of adjustable sling ATOMS To be confirmed
16:59 - 17:07	Overview of new devices, past, present, and future T.S. Pottek, Berlin (DE)

Life-long urology

17:07 - 17:39	Testicular descent and disorders of sexual differentiation <i>Moderators</i> G. De Win, Edegem (BE) J.M. Nijman, Groningen (NL)
---------------	--

Scientific Programme - EAU21 Milan

- 17:07 - 17:15 **The abnormal testes in adolescent boys: Assessment and treatment**
D.N. Wood, London (GB)
- 17:15 - 17:23 **Challenges to fertility in adolescent boys**
P. Sangster, London (GB)
- 17:23 - 17:31 **Gender defining surgery**
A-F. Spinoit, Ghent (BE)
- 17:31 - 17:39 **The value of psychology in differences of sex development and none surgical intervention pathway**
To be confirmed
-

Bladder and upper tract

- 17:39 - 17:58 **Robotic ureteric reconstruction: Great improvement or waste of money**
Moderators M. Alvarez-Maestro, Madrid (ES)
To be confirmed
- 17:39 - 17:48 **Robotics is best:...**
F. Van Der Aa, Leuven (BE)
- 17:48 - 17:57 **Open is best:...**
J. Ockrim, London (GB)
- 17:57 - 17:58 **Vote and conclusions**
M. Alvarez-Maestro, Madrid (ES)
To be confirmed
-

- 17:58 - 18:00 **Conclusion of the meeting**
D.J. Ralph, London (GB)

The threat of urogenital infections

Meeting of the EAU Section of Infections in Urology (ESIU)

Saturday 10 July
14:15 - 18:00

Location Purple Area, Purple Room 3

Chairs G. Bonkat, Basel (CH)
F.M.E. Wagenlehner, Giessen (DE)

Learning objectives

Infections are a threat to mankind ever since. In this session we discuss the impact of various infections involving the urogenital tract on urologic health. Antibiotics have been magic drugs fighting bacterial infections, however their effectivity is melting away, due to resistance or because side effects led regulatory agencies withdraw indication, such as prophylaxis in prostate biopsy. Prudent uses of antibiotics is therefore of paramount importance to keep this weapon sharp.

14:15 - 14:16

Welcome and introduction

G. Bonkat, Basel (CH)
F.M.E. Wagenlehner, Giessen (DE)

14:16 - 14:51

COVID-19 and emerging infections

Moderators G. Bonkat, Basel (CH)
F.M.E. Wagenlehner, Giessen (DE)

14:16 - 14:31

SARS-CoV-2 pathophysiology and implications for treatment

To be confirmed

14:31 - 14:41

COVID-19 the pandemic: Lessons learned

T. Cai, Trento (IT)

14:41 - 14:51

Tuberculosis: Killer number one infection and how to manage urogenital tuberculosis

E. Kulchavenya, Novosibirsk (RU)

14:51 - 15:36

Urgent update for urologists: Fluoroquinolones in urology – where do we stand?

Moderators G. Bonkat, Basel (CH)
To be confirmed

14:51 - 15:01

The standpoint of the European Medicines Agency (EMA) regarding the use of fluoroquinolones

E. Jirsová, Amsterdam (NL)

15:01 - 15:21

Case reports and lawyer's view: Legal consequences on the use of fluoroquinolones

Case presenters T. Cai, Trento (IT)
J. Medina-Polo, Madrid (ES)
Speaker B. Leigh, London (GB)

15:21 - 15:31

Antibiotic prophylaxis in prostate biopsy: What are the alternatives?

A. Pilatz, Giessen (DE)

15:31 - 15:36

Discussion

15:36 - 16:26

Complicated urinary tract infections

Moderators R. Bartoletti, Pisa (IT)
K. Naber, Straubing (DE)

15:36 - 15:46

Complicated and uncomplicated UTIs: Is it still a valid classification?

T.E. Bjerklund Johansen, Oslo (NO)

15:46 - 16:01	New antibiotics for complicated UTI/pyelonephritis J. Kranz, Eschweiler (DE)
16:01 - 16:26	Panel discussion Nightmare cases: When even the experts are in trouble, what is the lawyer's perspective? <i>Panel</i> To be confirmed B. Leigh, London (GB)
16:26 - 17:00	Therapy and prophylaxis in recurrent UTI <i>Moderators</i> To be confirmed To be confirmed
16:26 - 16:36	Host-pathogen interactions in UTIs and their implications in clinical medicine B. Köves, Budapest (HU)
16:36 - 16:46	Is vaccination an option in recurrent UTI To be confirmed
16:46 - 16:56	Management of recurrent UTIs according to the EAU Guidelines G. Bonkat, Basel (CH)
16:56 - 17:00	Discussion
17:00 - 17:59	Prudent antibiotic use - Antibiotic stewardship - Urosepsis <i>Moderators</i> T.E. Bjerklund Johansen, Oslo (NO) E. Kulchavenya, Novosibirsk (RU)
17:00 - 17:10	Reduction of inappropriate use of catheters S.E. Geerlings, Amsterdam (NL)
17:10 - 17:20	How to prevent surgical site infections and postoperative infections? To be confirmed
17:20 - 17:30	Bacteriophages: Non antibiotic treatment of urinary tract infections To be confirmed
17:30 - 17:40	Urosepsis and the role of antimicrobial stewardship programmes To be confirmed
17:40 - 17:55	Urosepsis: Hot data from the SERPENS study To be confirmed
17:55 - 17:59	Discussion
17:59 - 18:00	Closing remarks G. Bonkat, Basel (CH) F.M.E. Wagenlehner, Giessen (DE)

Pathophysiology and management of urolithiasis: New perspectives and approaches in 2021

Meeting of the EAU Section of Urolithiasis (EULIS)

Saturday 10 July
14:15 - 18:00

Location Red Area, Red Room 1

Chair To be confirmed

Learning objectives

In addition to the non-surgical medical management, principles of the endourologic contemporary minimal invasive management of urinary calculi have considerably changed in the last two decades. Use of new disposable instruments along with the effective application of so-called “miniaturized PNL” with smaller instruments resulted in remarkable changes in our traditional treatment concepts by allowing to obtain acceptable “stone free” rates with limited or no complications. Management of stones in certain size and locations requiring special expertise will be demonstrated and discussed during semi-live video presentations by experienced authors.

In this EULIS session we will take a close look on the recent developments particularly on “new minimally invasive stone treatment procedures” particularly in complex cases and we will try to focus on the importance of experience with tips and tricks from the experts by discussing challenging cases in an interactive manner. Possible introduction of new treatment concepts and/or new future treatment modalities which will further minimise the invasiveness and increased patient acceptance will be discussed in detail.

14:15 - 14:20

Introduction

To be confirmed

14:20 - 15:05

Pathophysiology and non-surgical management of stones: An update in the light of recent advances

Moderators

E. Cicerello, Treviso (IT)

P.M. Ferraro, Rome (IT)

G. Gambaro, Verona (IT)

R.J. Unwin, London (GB)

14:20 - 14:35

Randall's plaques, endoscopic evaluation and metabolic risk status: How could we combine them for recurrence prediction?

B. Somani, Southampton (GB)

14:35 - 14:45

Microbiomics and urolithiasis

J.A. Galán-Llopis, Alicante (ES)

14:45 - 14:55

Drug-based therapy to prevent stone recurrence

C.A. Wagner, Zurich (CH)

14:55 - 15:05

What are the characteristics of ideal diet for stone forming cases?

J.P. Haymann, Paris (FR)

15:05 - 15:45

Video session Management of complex renal stones: How I do it?

Moderators

To be confirmed

A. Szendrői, Budapest (HU)

A. Papatsoris, Athens (GR)

L. Villa, Milan (IT)

15:05 - 15:15

Mini PNL: Stone in the pelvic kidney

M. Straub, Munich (DE)

15:15 - 15:25

Mini ECIRS: Bilateral multiple renal stones

M. Cepeda, Valladolid (ES)

15:25 - 15:35	RIRS: Complex stone in horseshoe kidney P.A. Geavlete, Bucharest (RO)
15:35 - 15:45	Management of renal stones larger than 20 mm with robotic flexible ureteroscopy (RA-RIRS) To be confirmed
15:45 - 16:15	PNL: What is new and what is still being debated? <i>Moderators</i> P. Kallidonis, Patras (GR) S. Al-Hayek, Cambridge (GB) S. Guven, Istanbul (TR)
15:45 - 15:55	Exit strategy in endourology: Do we have an agreement? E. Montanari, Milan (IT)
15:55 - 16:05	Puncture technique in PCNL: Ultrasound, flourosopic guided or navigated, which one and why? A. Skolarikos, Athens (GR)
16:05 - 16:15	Is 28-30 Ch PNL dead? R. Cansino, Madrid (ES)
16:15 - 17:00	Challenging cases in endourologic management of stones <i>Moderator</i> S. Lahme, Pforzheim (DE) <i>Case presenter</i> S. Lahme, Pforzheim (DE) <i>Panel</i> L.B. Dragoş, Timisoara (RO) T. Knoll, Sindelfingen (DE) P.J.S. Osther, Fredericia (DK) I. Saltirov, Sofia (BG) R.D. Smith, London (GB)
17:00 - 17:24	Management of renal stones sizing 20-30 mm: What is the preferred approach RIRS or PNL? <i>Moderators</i> N. Gadzhiev, Saint Petersburg (RU) D. Prezioso, Naples (IT) S. Yalcin, Ankara (TR)
17:00 - 17:06	Standard PNL is my preference because... W. Gamal, Sohag (EG)
17:06 - 17:12	Mini-PNL is my preference because... To be confirmed
17:12 - 17:18	RIRS is my preference because... To be confirmed
17:18 - 17:24	Super-mini PNL is my prefence because... To be confirmed
17:24 - 17:59	New perspectives in the minimal invasive endourologic management of stones <i>Moderators</i> A. Budía Alba, Valencia (ES) K. Petkova, Sofia (BG) To be confirmed S.P. Zanetti, Milan (IT)
17:24 - 17:31	Endourology with limited armamentarium, where is the limit? J.P. Caballero Romeu, Alicante (ES)
17:31 - 17:38	An evidence based follow-up recommendation including when and how and how often to perform imaging after active stone treatment To be confirmed

Scientific Programme - EAU21 Milan

17:38 - 17:45	Radiation exposure during endourological interventions in urinary stone treatment A. Miernik, Freiburg (DE)
17:45 - 17:52	Prevention of stones: Thorough lifestyle management To be confirmed
17:52 - 17:59	Technology and education in urolithiasis and healthcare: New horizons To be confirmed
17:59 - 18:00	Closing remarks To be confirmed

Poster Session 12

Saturday 10 July
14:45 - 16:15

Location

Yellow Area, Yellow Room 4

Poster Session 11

Saturday 10 July
14:45 - 16:15

Location

Yellow Area, Yellow Room 2

Controversies on EAU Guidelines - Session I

EAU Specialty session

Saturday 10 July
16:00 - 18:00

Location Purple Area, eURO Auditorium 2

Chairs M.P. Laguna Pes , Amsterdam (NL)
B. Ljungberg, Umeå (SE)
S.. Minhas, London (GB)

Learning objectives

The treatment for small renal masses is still challenging. This in part due to the frequent occurrence of benign tumor masses (30%). There is no high evidence data on the best treatment modality, since RCTs are missing.

The surgical treatment has during the last decades changed from open to laparoscopic (robot assisted) techniques and from radical nephrectomy to partial nephrectomy. Minimal invasive nepron sparing treatments as RFA and cryoablation, have also been more frequently used especially in fragile patients, however having a higher risk for recurrent disease. Tumor biopsies can enhance the decision of treatment strategy before any treatments performed.

16:00 - 16:40

Debate Small renal mass: Treat or observe?

16:00 - 16:05

Introduction

B. Ljungberg, Umeå (SE)

16:05 - 16:15

Surveillance

A. Volpe, Novara (IT)

16:15 - 16:25

Active treatment

To be confirmed

16:25 - 16:35

Discussion

A. Bex, London (GB)

16:35 - 16:40

Voting

B. Ljungberg, Umeå (SE)

16:40 - 17:20

Debate High-risk non-seminoma CS1: 1x BEP or surgery

16:40 - 16:45

Introduction

M.P. Laguna Pes , Amsterdam (NL)

16:45 - 16:55

BEP

T. Tandstad, Trondheim (NO)

16:55 - 17:05

Surgery

To be confirmed

17:05 - 17:15

Discussion

A. Heidenreich, Cologne (DE)

17:15 - 17:20

Voting

M.P. Laguna Pes , Amsterdam (NL)

17:20 - 18:00

Debate What is the best surgical technique for delayed or refractory ischaemic priapism?

17:20 - 17:24

Introduction

S.. Minhas, London (GB)

17:24 - 17:31

Conventional shunts?

A. Kadioglu, Istanbul (TR)

17:31 - 17:38

Novel shunts and penile decompression?

C. Bettocchi, Bari (IT)

17:38 - 17:45

Penile prosthesis?

J.I. Martínez Salamanca, Madrid (ES)

17:45 - 17:55

Discussion

A. Salonia, Milan (IT)

17:55 - 18:00

Voting

S.. Minhas, London (GB)

Poster Session 13

Saturday 10 July
16:30 - 18:00

Location


Yellow Area, Yellow Room 1

Poster Session 14

Saturday 10 July
16:30 - 18:00

Location

Yellow Area, Yellow Room 2

 Patient information 2

Saturday 10 July 16:30 - 18:00	Location	Yellow Area, Yellow Room 4
---	-----------------	----------------------------

Advanced bladder cancer in 2021: Going forward?

Plenary Session 04

Sunday 11 July
08:15 - 10:15

Location Purple Area, eURO Auditorium 1

Chairs M. Rouprêt, Paris (FR)
A. Stenzl, Tübingen (DE)

08:15 - 08:30

State-of-the-art lecture **Safe and optimal management of MIBC in the time of SARS-COV-2**

J.W.F. Catto, Sheffield (GB)

08:30 - 08:40

Confederación Americana de Urología (CAU) lecture **What is the role of TUR in MIBC?**

A.R. Rodriguez, Rochester (US)

08:40 - 09:10

Debate

08:40 - 08:55

Pro Robotic radical cystectomy and neobladder: Concrete advantages of the robotic approach

A. Gallina, Milan (IT)

08:55 - 09:10

Con Open radical cystectomy and neobladder: Still the gold standard surgery

O. Rodriguez Faba, Barcelona (ES)

09:10 - 09:20

Is there a role for neoadjuvant immunotherapy in MIBC?

To be confirmed

09:20 - 09:30

State-of-the-art lecture **The role of imaging in the neoadjuvant setting CT, PET/CT or MRI?**

A. Messina, Milan (IT)

09:30 - 09:55

Clinical complete response after neoadjuvant chemotherapy for MIBC: Do we always need to perform a cystectomy?

09:30 - 09:35

Clinical case presentation

A. Masson-Lecomte, Paris (FR)

09:35 - 09:45

Oncologist's point of view

M. De Santis, Berlin (DE)

09:45 - 09:55

Urologist's point of view

M.J. Ribal Caparros, Barcelona (ES)

09:55 - 10:05

State-of-the-art lecture **Molecular markers in MIBC: Can we use them to decide treatment?**

L. Dyrskjøt, Aarhus (DK)

10:05 - 10:15

State-of-the-art lecture **Does every metastatic patient need immunotherapy in a first-line setting?**

To be confirmed

Reconstructive surgery: Did the robot take over?

Plenary Session 05

Sunday 11 July
08:15 - 10:15

Location Purple Area, eURO Auditorium 2
Chairs M. Albersen, Leuven (BE)
A. Mottrie, Aalst (BE)
To be confirmed

08:15 - 09:10

Robotic reconstruction in urological surgery

08:15 - 08:30

American Urological Association (AUA) lecture Robotic management of Uretero-Pelvic Junction obstruction in conjunction with calculi management
To be confirmed

08:30 - 08:45

Robotic kidney transplantation: Not fiction anymore
A. Breda, Barcelona (ES)

08:45 - 08:55

Robotic management of iatrogenic ureteral injuries
To be confirmed

08:55 - 09:10

Robotic surgery in pediatric urology: Big tech for small bellies?
A-F. Spinoit, Ghent (BE)

09:10 - 09:35

Intracorporal Neobladder: Functionally as good as open?
Moderator J. Palou, Barcelona (ES)

09:10 - 09:15

Case presentation
J. Palou, Barcelona (ES)

09:15 - 09:20

Pre-recorded Video Studer neobladder
To be confirmed

09:20 - 09:25

Pre-recorded Video VIP neobladder
F. Dal Moro, Padova (IT)

09:25 - 09:30

Pre-recorded Video Florence neobladder
A. Minervini, Florence (IT)

09:30 - 09:35

Pre-recorded Video Y neobladder
To be confirmed

09:35 - 09:50

Panel discussion

Challenger: Are functional outcomes good enough?
J.P.F.A. Heesakkers, Maastricht (NL)

09:35 - 09:50

Panel
F. Dal Moro, Padova (IT)
To be confirmed
To be confirmed
J. Palou, Barcelona (ES)
To be confirmed

09:50 - 10:10

Debate Should we use reconstruction techniques to improve continence during robotic prostatectomy?

09:50 - 10:00


Yes
To be confirmed

10:00 - 10:10


No
To be confirmed

10:10 - 10:15


Closing remarks
A. Mottrie, Aalst (BE)

 Leadership and the EAU

Sunday 11 July 08:30 - 12:30	Location	Green Area, Green Room 4
--	-----------------	--------------------------

 Patient information 3

Sunday 11 July 08:45 - 10:15	Location	Yellow Area, Yellow Room 4
---	-----------------	----------------------------

 Video Session 05

Sunday 11 July 10:30 - 12:00	Location	Purple Area, eURO Auditorium 1
---	-----------------	--------------------------------

Poster Session 15

Sunday 11 July
10:30 - 12:00

Location

Purple Area, eURO Auditorium 2

Complications of robot-assisted urologic surgery

Thematic Session 01

Sunday 11 July
10:30 - 12:00

Location Purple Area, Purple Room 1

Chairs X. Cathelineau, Paris (FR)
J. Witt, Gronau (DE)

Learning objectives

Understanding of mechanisms for complications, strategies for prevention and actions to deal with these complications.

10:30 - 10:45

Video-assisted PowerPoint presentation Complications of robot-assisted aquablation of the prostate

To be confirmed

10:45 - 11:00

Video-assisted PowerPoint presentation Complications of robot-assisted laparoscopic radical prostatectomy (RALP)

F. Montorsi, Milan (IT)

11:00 - 11:15

Video-assisted PowerPoint presentation Complications of robot-assisted laparoscopic radical cystectomy (RARC)

J. Palou, Barcelona (ES)

11:15 - 11:30

Video-assisted PowerPoint presentation Complications of robot-assisted sacrocolpopexy

H. John, Winterthur (CH)

11:30 - 11:45

Video-assisted PowerPoint presentation Complications of robotic kidney surgery

To be confirmed

11:45 - 12:00

Discussion and closing remarks

To be confirmed

X. Cathelineau, Paris (FR)

To be confirmed

H. John, Winterthur (CH)

F. Montorsi, Milan (IT)

J. Palou, Barcelona (ES)

J. Witt, Gronau (DE)

Kidney transplantation in 2021

Thematic Session 02

Sunday 11 July
10:30 - 12:00

Location Purple Area, Purple Room 2

Chairs A. Alcaraz, Barcelona (ES)
J.D. Olsburgh, London (GB)

Learning objectives

To provide the general urologist and specialist transplant urologist 'State of the Art' information about current challenges and opportunities in Transplant Surgery.

Specifically the role of:

- Robot-assisted surgery in kidney transplantation
- The urologist in management of transplant ureteric complications
- Orthotopic kidney transplantation including indications & outcomes
- Safe kidney transplant surgery in Jehovah's Witness patients
- Radical prostate surgery in kidney transplant patients

10:30 - 10:45

Video-assisted PowerPoint presentation Robotic kidney transplantation: The global experience

R.K. Ahlawat, New Delhi (IN)

10:45 - 11:00

Video-assisted PowerPoint presentation The challenge of training in robotic kidney transplantation

K. Decaestecker, Ghent (BE)

11:00 - 11:15

Video-assisted PowerPoint presentation Management of early and late graft ureteral complications

V. Hevia Palacios, Madrid (ES)

11:15 - 11:30

Video-assisted PowerPoint presentation Orthotopic kidney transplantation

M. Musquera Felip, Barcelona (ES)

11:30 - 11:45

Video-assisted PowerPoint presentation Kidney transplantation in Jehova's witnesses

To be confirmed

11:45 - 12:00

Video-assisted PowerPoint presentation Radical prostatectomy in kidney transplant patients

A.J. Figueiredo, Coimbra (PT)

Latest developments in paediatric urology

Thematic Session 03

Sunday 11 July
10:30 - 12:00

Location Purple Area, Purple Room 3

Chairs W.F.J. Feitz, Nijmegen (NL)
P. Lopez Pereira, Madrid (ES)

Learning objectives

This session will present to you the latest developments in paediatric urology. State-of-the-art lectures will cover several new insights and practical applications in your daily urological practice. We expect attendance of residents interested in the field of paediatric urology, fellows, urologists, paediatric urologists and nurse specialists for exchange of the latest knowledge and experiences.

10:30 - 10:40

Quality improvement in paediatric urology: A historical perspective
F. O'Kelly, Dublin (IE)

10:40 - 10:50

Video counseling in paediatric urology: What is here to stay after the pandemic?
To be confirmed

10:50 - 11:05

State-of-the-art lecture Primary monosymptomatic nocturnal enuresis in children and adolescents
To be confirmed

11:05 - 11:20

State-of-the-art lecture Distal hypospadias repair: Tips and tricks for a successful repair
To be confirmed

11:20 - 11:35

State-of-the-art lecture Modern management of vesicoureteral reflux in 2021
C. Radmayr, Innsbruck (AT)

11:35 - 12:00

Debate 10mm lower pole kidney stone in 5 year old girl: What is the best approach?
Moderator M.S. Silay, Istanbul (TR)

11:35 - 11:40

SWL
B. Haid, Linz (AT)

11:40 - 11:45

PNL
To be confirmed

11:45 - 11:50

RIRS
To be confirmed

11:50 - 12:00

Discussion

Semi-Live I: Laparoscopic and robotic surgery for malignant diseases

Thematic Session 04

Sunday 11 July
10:30 - 12:00

Location Red Area, Red Room 1

Chairs To be confirmed
D. Nikoleishvili, Tbilisi (GE)

Learning objectives

This is a fascinating session. In the era of Robotic surgery, we remain conventional Laparoscopic technique for urological diseases.

It is always interesting to look through the innovations of approach and techniques improvements.

10:30 - 10:40	Surgical video presentation Robotic lymph node dissection during radical nephro-ureterectomy D. Pushkar, Moscow (RU)
10:40 - 10:50	Discussion
10:50 - 11:00	Surgical video presentation Robotic radical prostatectomy with the Avatera robot J-U. Stolzenburg, Leipzig (DE)
11:00 - 11:10	Discussion
11:10 - 11:20	Surgical video presentation Laparoscopic retroperitoneal partial nephrectomy: Lessons learned from robotics J.M. Gaya Sopena, Barcelona (ES)
11:20 - 11:30	Discussion
11:30 - 11:40	Surgical video presentation Robotic radical nephrectomy with vena caval thrombectomy M. Gallucci, Rome (IT)
11:40 - 11:50	Discussion
11:50 - 12:00	Closing remarks To be confirmed D. Nikoleishvili, Tbilisi (GE)

Treatment sequencing in metastatic prostate cancer

Thematic Session 05

Sunday 11 July
10:30 - 12:00

Location Yellow Area, Yellow Room 1

Chairs To be confirmed
G. Niegisch, Düsseldorf (DE)

10:30 - 10:45

Monitoring and when to change treatment in mHSPC
G. Ploussard, Toulouse (FR)

10:45 - 11:00

Systemic treatment options for mCRPC: An overview
G. Kramer, Vienna (AT)

11:00 - 11:15

Tumour molecular testing: For whom and when is it clinically useful?
J. De Bono, Sutton (GB)

11:15 - 11:30

PSMA in diagnostics and treatment
K. Fizazi, Villejuif (FR)

11:30 - 11:35

Questions and answers

11:35 - 12:00

Case discussion Patient progressing on ADT plus Abi

Moderators To be confirmed
G. Niegisch, Düsseldorf (DE)

Case presenter To be confirmed

Discussants J. De Bono, Sutton (GB)

To be confirmed

G. Kramer, Vienna (AT)

G. Ploussard, Toulouse (FR)

Urinary biomarkers: Are we there yet?

Thematic Session 06

Sunday 11 July
10:30 - 12:00

Location Yellow Area, Yellow Room 2

Chairs L. Dyrskjød, Aarhus (DK)
J.A. Witjes, Nijmegen (NL)

Learning objectives

Good biomarkers could make diagnosis, determination of prognosis and follow-up better and easier. Although promising and studied for decades, biomarkers have still not entered urological practice. For urothelial carcinoma this now seems the case, and after this session the audience will have an idea of how to implement current markers depending of the clinical situation and tumour location. For prostate and kidney cancer, markers beyond PSA are also on the horizon. The audience will have an idea what to expect in the very near future with potential onsequences for clinical practice.

10:30 - 11:20

Bladder cancer

10:30 - 10:40

Urine biomarkers for diagnosis and follow-up/recurrence

J.L. Boormans, Rotterdam (NL)

10:40 - 10:50

Urine biomarkers for diagnosis of upper tract urothelial carcinoma (UTUC)

G. Netto, Birmingham (US)

10:50 - 11:00

Prognosis and correlation to plasma biomarkers: Are urinary biomarkers helpful?

E. Christensen, Aarhus (DK)

11:00 - 11:10

Urine biomarkers for treatment response

A.M. Kamat, Houston (US)

11:10 - 11:20

Panel discussion Clinical impact of urinary biomarkers in bladder cancer: Are they here to stay?

Moderators

L. Dyrskjød, Aarhus (DK)

J.A. Witjes, Nijmegen (NL)

Panel

J.L. Boormans, Rotterdam (NL)

E. Christensen, Aarhus (DK)

A.M. Kamat, Houston (US)

G. Netto, Birmingham (US)

11:20 - 11:40

Prostate cancer

11:20 - 11:35

Promising new urinary biomarkers in prostate cancer

To be confirmed

11:35 - 11:40

Discussion

11:40 - 12:00

Kidney cancer

11:40 - 11:55

Promising new urinary biomarkers in kidney cancer

K. Junker, Homburg (DE)

11:55 - 12:00

Discussion

Poster Session 16

Sunday 11 July
10:30 - 12:00

Location

Yellow Area, Yellow Room 3

Poster Session 17

Sunday 11 July
10:30 - 12:00

Location

Yellow Area, Yellow Room 4

Video Session 06

Sunday 11 July
12:15 - 13:45

Location

Purple Area, eURO Auditorium 1

Poster Session 18

Sunday 11 July
12:15 - 13:45

Location

Purple Area, eURO Auditorium 2

How the PIONEER platform connects with real practice to become clinically useful

EAU Specialty Session

Sunday 11 July
12:15 - 13:45

Location Purple Area, Purple Room 1
Chairs M.J. Ribal Caparros, Barcelona (ES)
To be confirmed

12:15 - 12:25	Community driven partnership academia and industry working together for the advancement of prostate cancer A. Asiimwe, Berlin (DE)
12:25 - 12:40	What is Big Data and the PIONEER platform? How does it apply to prostate cancer? A.S. Bjartell, Malmö (SE)
12:40 - 13:00	Live demonstration of the potential of the EAU PIONEER platform How Big Data analysis connects with real practice to become clinically useful B. De Meulder, Lyon (FR)
13:00 - 13:10	Healthcare innovation driving policy: What are the challenges facing prostate cancer? To be confirmed
13:10 - 13:20	EU Cancer plan: How do we overcome challenges at the European level? To be confirmed
13:20 - 13:30	The patient voice in research: For patients with patients A. Cardone, Brussels (BE)
13:30 - 13:40	EAU Prostate cancer initiatives at EU level: Can we do more? H. Van Poppel, Leuven (BE)
13:40 - 13:45	Discussion and closing remarks M.J. Ribal Caparros, Barcelona (ES)

Poster Session 19

Sunday 11 July
12:15 - 13:45

Location

Purple Area, Purple Room 2

Poster Session 20

Sunday 11 July
12:15 - 13:45

Location

Purple Area, Purple Room 3

European Urology - SIM

Sunday 11 July
12:15 - 13:45

Location

Red Area, Red Room 1

Poster Session 21

Sunday 11 July
12:15 - 13:45

Location

Yellow Area, Yellow Room 1

Poster Session 22

Sunday 11 July
12:15 - 13:45

Location

Yellow Area, Yellow Room 2

 Video Session 07

Sunday 11 July
12:15 - 13:45

Location

Yellow Area, Yellow Room 3

Active Surveillance for intermediate risk prostate cancer: What urologist and patients should know

Special Session

Sunday 11 July
12:15 - 13:45

Location Yellow Area, Yellow Room 4

Chairs A. Villers, Lille (FR)
J. Walz, Marseille (FR)

Learning objectives

This session will address the current issues urologists might encounter when doing active surveillance in contemporary prostate cancer patients, especially: How to deal with small amounts of Gleason pattern 4 on biopsy? How to deal with MRI visible lesions? How to use new biomarkers and genomics in active surveillance? Finally shared decision making and patient involvement is key in active surveillance and a case discussion will highlight this aspect.

12:15 - 12:25

How to quantify biopsy Gleason grade 4 for active surveillance?
To be confirmed

12:25 - 12:45

Point-counterpoint session Should we do active surveillance in ISUP GG 2?

12:25 - 12:32

Pro
To be confirmed

12:32 - 12:39

Con
G.Y. Robert, Bordeaux (FR)

12:39 - 12:45

Discussion

12:45 - 13:10

The MRI-visible lesions: Does it change the patient monitoring and outcome?

12:45 - 12:55

5 years outcome of MRI-visible vs. non-visible lesion under active surveillance: GAP3-results
J. Olivier, Lille (FR)

12:55 - 13:05

Characteristics of MRI lesions allowing active surveillance and how to monitor
F. Giganti, London (GB)

13:05 - 13:10

Discussion

13:10 - 13:20

Are PSA kinetics and other biomarkers able to replace per protocol biopsies?
To be confirmed

13:20 - 13:25

Discussion

13:25 - 13:45

Panel discussion Shared decision making with patients
Panel
To be confirmed
To be confirmed
To be confirmed
V. Stavrindes, London (GB)

 Video Session 08

Sunday 11 July
14:00 - 15:30

Location

Purple Area, eURO Auditorium 1

Guideline Session I: Prostate cancer - cN+ in newly diagnosed patients

Thematic Session 07

Sunday 11 July
14:00 - 15:30

Location Purple Area, eURO Auditorium 2
Chairs P. Cornford, Liverpool (GB)
N. Mottet, Saint-Étienne (FR)

14:00 - 14:03

Introduction cN+: What does it mean?
N. Mottet, Saint-Étienne (FR)

14:03 - 14:28

cN+ and imaging

14:03 - 14:13

What are we talking about?
W.J.G. Oyen, Pieve Emanuele (IT)

14:13 - 14:23

Guidelines Point of view cN+ = pN+?
To be confirmed

14:23 - 14:28

Discussion

14:28 - 14:53

cN+ and systemic treatment

14:28 - 14:38

More than ADT is needed as systemic TTT: Yes!
N. James, London (GB)

14:38 - 14:48

Guidelines Point of view More than ADT is needed as systemic TTT: No!
G. Ploussard, Toulouse (FR)

14:48 - 14:53

Discussion

14:53 - 15:28

cN+ and local treatment

14:53 - 15:03

EBRT (prostate and pelvis) + systemic is the best option
A. Bossi, Villejuif (FR)

15:03 - 15:13

RP + PLND + systemic is the best option
G. Gandaglia, Milan (IT)

15:13 - 15:23

Guidelines Point of view
T. Wiegel, Ulm (DE)

15:23 - 15:28

Discussion

15:28 - 15:30

Closing remarks
P. Cornford, Liverpool (GB)

Germline genetic testing and clinical consequences for patients and relatives in onco-urology

Thematic Session 08

Sunday 11 July
14:00 - 15:30

Location Purple Area, Purple Room 1

Chairs P. Albers, Düsseldorf (DE)
B. Faltas, New York (US)

Learning objectives

Genetic testing is an emerging tool for risk consultations. However, the test reliability and the predicted risks differ tremendously. This session will highlight the newest developments on when and how to integrate genetic tests in clinical routine.

14:00 - 14:30

What urologists need to know about germline mutations and prostate cancer management

14:00 - 14:10

State-of-the-art lecture Germline mutations and prostate cancer management
R.A. Eeles, London (GB)

14:10 - 14:15

Clinical case presentation Germline mutations and prostate cancer management
N. Fossati, Milan (IT)

14:15 - 14:30

Discussion
Moderator F.C. Hamdy, Oxford (GB)
Discussants R.A. Eeles, London (GB)
N. Fossati, Milan (IT)

14:30 - 15:00

What urologists need to know about germline mutations and kidney cancer management

14:30 - 14:40

State-of-the-art lecture Germline mutations and kidney cancer management
U. Capitanio, Milan (IT)

14:40 - 14:45

Clinical case presentation Germline mutations and kidney cancer management
M.C. Mir Maresma, Barcelona (ES)

14:45 - 15:00

Discussion
Moderator W.M. Linehan, Bethesda (US)
Discussants U. Capitanio, Milan (IT)
M.C. Mir Maresma, Barcelona (ES)

15:00 - 15:30

What urologists need to know about germline mutations and urothelial cancer management

15:00 - 15:10

State-of-the-art lecture Germline mutations and urothelial cancer management
B. Faltas, New York (US)

15:10 - 15:15

Clinical case presentation Germline mutations and urothelial cancer management
M.W. Vetterlein, Hamburg (DE)

15:15 - 15:30

Discussion
Moderator P. Black, Vancouver (CA)
Discussants B. Faltas, New York (US)
M.W. Vetterlein, Hamburg (DE)

Emerging threats by infectious diseases

Thematic Session 09

Sunday 11 July
14:00 - 15:30

Location

Purple Area, Purple Room 2

Chairs

To be confirmed
F.M.E. Wagenlehner, Giessen (DE)

Learning objectives

In this thematic session we discuss emerging infectious diseases relevant for urology. Given the large influence of the COVID-19 pandemic on our daily work and activities, we target this topic also in the light of other possible future challenges of emerging infectious diseases. As the importance of vaccines has been re-evaluated throughout the Covid-19 pandemic, we will cover vaccines that are of relevance for the practicing urologist. Another topic is urosepsis and how to best manage patients. Antimicrobial resistance is directly related to the outcome in the treatment of uroseptic patients and is a pandemic by its own. Lastly we discuss about one of the largest killers in the world, which is tuberculosis.

14:00 - 14:20

The COVID-19 Pandemic: How to deal with emerging infections

To be confirmed

14:20 - 14:40

Urosepsis: when does treatment make a difference?

To be confirmed

14:40 - 14:55

What vaccines are important for urologists?

S. Schubert, Munich (DE)

14:55 - 15:15

Antimicrobial resistance: How to deal with this pandemic

J. Medina-Polo, Madrid (ES)

15:15 - 15:30

Tuberculosis, the leading infectious killer

E. Kulchavenya, Novosibirsk (RU)

Poster Session 23

Sunday 11 July
14:00 - 15:30

Location

Purple Area, Purple Room 3

Semi-live II: Penile surgery

Thematic Session 10

Sunday 11 July
14:00 - 15:30

Location Red Area, Red Room 1

Chairs To be confirmed
D.J. Ralph, London (GB)

Learning objectives

This is a surgical session on behalf of ESGURS and we have 4 semi-live videos from experts in the field. Each video is 10 minutes long and each a 10 minute discussion which hopefully will be informative and interactive. We have 4 completely different topics and so there is a wide variety that should be of interest to all

14:00 - 14:10

Surgical video presentation Implantation of an inflatable penile prosthesis
A. Kadioglu, Istanbul (TR)

14:10 - 14:20

Discussion

14:20 - 14:30

Surgical video presentation Phalloplasty
R. DjinoVIC, Belgrade (RS)

14:30 - 14:40

Discussion

14:40 - 14:50

Surgical video presentation Repair of distal hypospadias
M. Fisch, Hamburg (DE)

14:50 - 15:00

Discussion

15:00 - 15:10

Surgical video presentation Management of buried penis
To be confirmed

15:10 - 15:20

Discussion

15:20 - 15:30

Closing remarks
To be confirmed
D.J. Ralph, London (GB)

Poster Session 24

Sunday 11 July
14:00 - 15:30

Location

Yellow Area, Yellow Room 1

Poster Session 25

Sunday 11 July
14:00 - 15:30

Location

Yellow Area, Yellow Room 2

Treating Peyronie's disease and erectile dysfunction: It's not that hard!

Thematic Session 11

Sunday 11 July
14:00 - 15:30

Location Yellow Area, Yellow Room 3

Chairs C. Bettocchi, Bari (IT)
G. Hatzichristodoulou, Nuremberg (DE)

Learning objectives

In this Thematic Session interested colleagues will learn about the latest recommendations, data, news and trends about treating Peyronie's disease and erectile dysfunction. Renowned experts in the field will present state-of-the art lectures and report on the latest data of the international literature. Moreover, they will report on their own experience and give personal tips and tricks. The current EAU Guidelines on these topics will also be discussed. In addition, one highlight will be a case-based debate on Peyronie's with 60° dorsal curvature and simultaneous hourglass deformity. The faculty will debate about the best and optimal approach for this special condition.

14:00 - 14:15	State-of-the-art lecture A pill for every patient? PDE5i profiles and the optimization of their effects in patients with ED M.M. Fode, Herlev (DK)
14:15 - 14:30	Video presentation Inflationable penile prosthesis implantation: Are we training our future surgeons enough? K. Van Renterghem, Hasselt (BE)
14:30 - 14:45	State-of-the-art lecture Is there still a role for malleable penile implants in 2021? G. Blecher, Edgecliff (AU)
14:45 - 15:15	Case-based debate 60° dorsal curvature with hourglass deformity
14:45 - 14:50	Case presentation M. Nicolai, Leiden (NL)
14:50 - 14:57	Traction or vacuum are the least invasive and should be offered I. Moncada Iribarren, Madrid (ES)
14:57 - 15:04	Perfect case for collagenase? A. Cocci, Florence (IT)
15:04 - 15:11	Surgery is the only option To be confirmed
15:11 - 15:15	Closing remarks M. Nicolai, Leiden (NL)
15:15 - 15:30	State-of-the-art lecture Surgical treatment options for ischemic and refractory priapism J. Romero Otero, Madrid (ES)

Poster Session 26

Sunday 11 July
14:00 - 15:30

Location

Yellow Area, Yellow Room 4

Video Session 09

Sunday 11 July
15:45 - 17:15

Location

Purple Area, eURO Auditorium 1

Controversies on EAU Guidelines - Session II

EAU Specialty Session

Sunday 11 July
15:45 - 17:45

Location Purple Area, eURO Auditorium 2
Chairs M. Babjuk, Prague (CZ)
To be confirmed
To be confirmed

15:45 - 16:25

Debate Standard TURB or office fulguration or active surveillance for small papillary recurrence in the bladder? Are hospital urologists really necessary?

15:45 - 15:50

Introduction
M. Babjuk, Prague (CZ)

15:50 - 15:57

TURB is necessary, anything else is insufficient therapy!
To be confirmed

15:57 - 16:04

Office fulguration is safe, the patient will be spared from unnecessary anesthesia!
J. Palou, Barcelona (ES)

16:04 - 16:11

Active surveillance is the best choice, patients can enjoy life before treatment!
S. Shariat, Vienna (AT)

16:11 - 16:20

Discussion
To be confirmed

16:20 - 16:25

Voting
M. Babjuk, Prague (CZ)

16:25 - 17:05

Debate Flexible ureterorenoscopy or imaging for upper tract urothelial cancer?

16:25 - 16:30

Introduction
To be confirmed

16:30 - 16:40

Flexible ureterorenoscopy
A. Breda, Barcelona (ES)

16:40 - 16:50

Imaging
M. Rouprêt, Paris (FR)

16:50 - 17:00

Discussion
To be confirmed

17:00 - 17:05

Voting
To be confirmed

17:05 - 17:45

Debate Follow-up of stone formers is important

17:05 - 17:10

Introduction
To be confirmed

17:10 - 17:20

Follow-up of stone formers is important: Yes!
K. Thomas, London (GB)

17:20 - 17:30

Follow-up of stone formers is important: No!
N.D. Davis, Co Dublin (IE)

17:30 - 17:40

Discussion
A. Skolarikos, Athens (GR)

17:40 - 17:45

Voting
To be confirmed

Poster Session 27

Sunday 11 July
15:45 - 17:15

Location

Purple Area, Purple Room 1

Poster Session 28

Sunday 11 July
15:45 - 17:15

Location

Purple Area, Purple Room 2

ERN eUROGEN 2021: Update on rare and complex urology

Special Session

Sunday 11 July
15:45 - 17:15

Location Purple Area, Purple Room 3

Chairs To be confirmed
W.F.J. Feitz, Nijmegen (NL)

Learning objectives

The ERN eUROGEN session will update you on the European Reference Networks (ERNs): The recent largest health care innovation in Europe involving 30 million patients with a rare disease or complex condition. This program on uro-recto-genital rare diseases and complex conditions involves the whole spectrum from congenital anomalies to lifelong care and complex functional and rare urogenital tumours. ERN eUROGEN now delivers virtual highly specialised advice to health care professionals across Europe using innovative IT provided by the European Commission. The network also collaborates on clinical guidelines, training and education and research - all aimed at improving care for your patients. Information is available: www.eurogen-ern.eu

15:45 - 16:00

ERN eUROGEN Update, expansion and disease coverage
To be confirmed

16:00 - 16:15

ERN eUROGEN Registry, data and future perspectives
L.F.M. Van Der Zanden, Nijmegen (NL)

16:15 - 16:30

Workstream 1: Cross ERN activities for spina bifida and progress
G. Mosiello, Rome (IT)

16:30 - 16:45

Workstream 2: Adult urogenital reconstructive surgery (transition)
D.N. Wood, London (GB)

16:45 - 17:00

Workstream 3: Rare oncological urology and metrics: Our road to success
V. Sangar, Manchester (GB)

17:00 - 17:15

European Patient Advocacy Groups (ePAGs): Patient perspectives of transition
To be confirmed

Poster Session 29

Sunday 11 July
15:45 - 17:15

Location

Red Area, Red Room 1

Poster Session 30

Sunday 11 July
15:45 - 17:15

Location

Yellow Area, Yellow Room 1

Poster Session 31

Sunday 11 July
15:45 - 17:15

Location


Yellow Area, Yellow Room 2

Poster Session 32

Sunday 11 July
15:45 - 17:15

Location

Yellow Area, Yellow Room 3

 Patient information 4

Sunday 11 July
15:45 - 17:15

Location

Yellow Area, Yellow Room 4

Treatment for metastatic hormone-sensitive prostate cancer

Plenary session 06

Monday 12 July
08:15 - 10:30

Location Purple Area, eURO Auditorium 1
Chairs To be confirmed
A. Villers, Lille (FR)

08:15 - 08:30 **De novo versus recurrent metastatic mHSPC: What is the role of modern imaging?**
D. Murphy, Melbourne (AU)

08:30 - 09:40 **Treatment options for de-novo mHSPCa**

08:30 - 08:45 **Systemic treatments: How to choose the right treatment for the right patient**
N.W. Clarke, Manchester (GB)

08:45 - 08:55 **Local treatment: Radiation therapy (primary +/- lymph nodes)**
P. Ost, Ghent (BE)

08:55 - 09:05 **Local treatment: Surgery (primary +/- lymph nodes)**
A. Briganti, Milan (IT)

09:05 - 09:20 **Future: Personalised medicine for mHSPCa?**
To be confirmed

09:20 - 09:40 **Case discussion High volume**
Case presenter To be confirmed
Panel To be confirmed
A. Briganti, Milan (IT)
N.W. Clarke, Manchester (GB)
P. Ost, Ghent (BE)

09:40 - 10:30 **Treatment options for recurrent mHSPCa**

09:40 - 09:50 **Systemic treatments: When and how?**
C. Sweeney, Boston (US)

09:50 - 10:00 **The role of imaging-guided treatments: Radiotherapy**
P. Blanchard, Villejuif (FR)

10:00 - 10:10 **The role of imaging-guided treatments: Surgery**
T. Maurer, Hamburg (DE)

10:10 - 10:30 **Case discussion Oligo-metastatic**
Case presenter R.C.N. Van Den Bergh, Nieuwegein (NL)
Panel P. Blanchard, Villejuif (FR)
T. Maurer, Hamburg (DE)
C. Sweeney, Boston (US)

Optimal management of incontinence in the elderly patient

Plenary Session 07

Monday 12 July
08:15 - 10:15

Location Purple Area, eURO Auditorium 2

Chairs To be confirmed
F. Cruz, Porto (PT)

08:15 - 08:30	Soci�t� Internationale d'Urologie (SIU) lecture Urgency urinary incontinence (UII): Improving adherence to medication in elderly R. Kumar, New Delhi (IN)
08:30 - 08:45	State-of-the-art lecture Drug interactions to be aware of when using pharmacotherapy for UII M.C. Michel, Mainz (DE)
08:45 - 09:12	Case-based debate The artificial urinary sphincter (AUS) in my elderly patient is not working anymore
08:45 - 08:47	Case presentation E. Chartier-Kastler, Paris (FR)
08:47 - 08:57	Replace the cuff of the AUS A. Kretschmer, Munich (DE)
08:57 - 09:07	Remove the cuff of the AUS and place a sling J.P.F.A. Heesakkers, Maastricht (NL)
09:07 - 09:12	Summary E. Chartier-Kastler, Paris (FR)
09:12 - 09:22	Guideline statement Is mesh for incontinence the same as mesh for prolapse? C.R. Chapple, Sheffield (GB)
09:22 - 09:49	Case-based debate Stress urinary incontinence (SUI) in elderly female patients
09:22 - 09:24	Case presentation T. H�sch, Mainz (DE)
09:24 - 09:34	Mid-urethral sling N. Thiruchelvam, Cambridge (GB)
09:34 - 09:44	Injection of bulking agent A. Kuhn, Bern (CH)
09:44 - 09:49	Summary T. H�sch, Mainz (DE)
09:49 - 09:59	State-of-the-art lecture Treatment goals and evaluation tools: The patient perspective To be confirmed
09:59 - 10:00	Closing remarks To be confirmed F. Cruz, Porto (PT)

Guideline Session II: Urethral strictures and female UI

Thematic Session 12

Monday 12 July
10:30 - 12:00

Location Purple Area, eURO Auditorium 2
Chairs T.J. Greenwell, London (GB)
C. Harding, Newcastle upon Tyne (GB)

Learning objectives

Following the Management of Short Bulbar Strictures session you should be able to fully counsel patients regarding the benefits and harms of endoscopic and open treatment. You should be able to determine which treatment is best for which stricture and which patient. You should also be able to understand the basics of these procedures.

10:30 - 11:00

Debate Short bulbar stricture: What are we talking about?

10:30 - 10:35

Introduction

K. Dimitropoulos, Aberdeen (GB)

10:35 - 10:40

Endoluminal treatment is the way to go!

M. Waterloos, Ghent (BE)

10:40 - 10:45

Anastomotic repair is the way to go!

To be confirmed

10:45 - 10:50

Free graft urethroplasty is the way to go!

S. Riechardt, Hamburg (DE)

10:50 - 11:00

Discussion

N.I. Osman, Sheffield (GB)

11:00 - 11:20

Debate Mixed urinary incontinence: What to treat first?

11:00 - 11:05

Stress urinary incontinence

T. Tarcan, Istanbul (TR)

11:05 - 11:10

Urge urinary incontinence

T. Antunes Lopes, Porto (PT)

11:10 - 11:20

Discussion

G.R. Kasyan, Moscow (RU)

11:20 - 11:30

State-of-the-art lecture Underactive bladder

S.A. Arlandis, Valencia (ES)

11:30 - 11:50

Debate Pelvic floor muscle training for stress urinary incontinence: A long term solution?

11:30 - 11:35

Pro

To be confirmed

11:35 - 11:40

Con

To be confirmed

11:40 - 11:50

Discussion

11:50 - 12:00

State-of-the-art lecture Mesh removal surgery

H. Hashim, Bristol (GB)

Telemedicine in urology

Thematic Session 13

Monday 12 July
10:30 - 12:00

Location Purple Area, Purple Room 1

Chairs F. Dimitriadis, Kalamaria, Thessaloniki (GR)
S.M. Haensel, Rotterdam (NL)

Learning objectives

During the COVID-19 pandemic, telemedicine offered both outpatient and clinical urologists the ability to continue care for their patients. E-health benefits include reduced costs for patients and health systems, increased ease of accessing treatment, and better long-term results. Telemedicine is rapidly evolving, and new applications are coming to light, though not without producing skepticism concerning their acceptance. Furthermore, the advanced deployment of novel services created ethical and legal questions related to the European Data Protection law. This session explores the emerging chances of telemedicine and e-health in everyday clinical practice of outpatient and clinic urologists, highlighting the pros and cons.

10:30 - 10:35

Welcome and introduction How COVID changed our everyday practice

F. Dimitriadis, Kalamaria, Thessaloniki (GR)

10:35 - 10:47

“The Virtual Urologist”: Applications and acceptance of telemedicine in outpatient and office urology

H. Brenneis, Pirmasens (DE)

10:47 - 10:51

Discussion

10:51 - 11:03

Utilisation of telemedicine in the pre- and postoperative course for in-hospital patients

H. Borgmann, Mainz (DE)

11:03 - 11:07

Discussion

11:07 - 11:19

Technical aspects of telemedicine: Making the pieces work together

To be confirmed

11:19 - 11:23

Discussion

11:23 - 11:35

Ethical and legal aspects of telemedicine

L.P. Zapala, Warsaw (PL)

11:35 - 11:39

Discussion

11:39 - 11:51

Financial aspects of telemedicine: Practical considerations

A. Zachariou, Volos (GR)

11:51 - 11:55

Discussion

11:55 - 12:00

Closing remarks Telemedicine and e-health: The road ahead

S.M. Haensel, Rotterdam (NL)

Seminal discoveries in male infertility: From diagnosis to treatment

Thematic Session 14

Monday 12 July
10:30 - 12:00

Location Purple Area, Purple Room 2

Chairs M. Dinkelman-Smit, Rotterdam (NL)
U.N. Joensen, Copenhagen (DK)

Learning objectives

The thematic session on infertility in Milan 2021 is all about controversies in the approach of the infertile male. The aim of the session is to gain an insight into new diagnostic developments, the treatment of varicocele in azoospermia, and to learn how to optimise your assisted reproduction techniques (ART). The session starts off with diagnostic controversies, including non-conventional semen analysis, human papilloma virus testing in infertility, and asking the question whether we test for Y chromosome microdeletions too often. A debate is held on the management of non-obstructive azoospermia, and a state of the art is given on improving outcomes in fertilisation and implantation in ART for male factor infertility.

10:30 - 10:45

State-of-the-art lecture **Beyond the WHO: Non-conventional sperm analyses**
A. Salonia, Milan (IT)

10:45 - 10:55

Guidelines snapshot **Challenging the guidelines: When and why should we test for Y?**
P. Sangster, London (GB)

10:55 - 11:05

Guidelines snapshot **Challenging the guidelines: Shouldn't we routinely test for HPV?**
N. Sofikitis, Ioannina (GR)

11:05 - 11:45

Case-based debate **Non-obstructive azospermia with varicocele**

11:05 - 11:10

Case presentation
G.I. Russo, Catania (IT)

11:10 - 11:20

Always treat the varicocele first!
S. Çayan, Mersin (TR)

11:20 - 11:30

mTESE is always the approach of choice!
S.. Minhas, London (GB)

11:30 - 11:40

We can do better in selecting patients for surgical sperm retrieval
C.F.S. Jensen, Herlev (DK)

11:40 - 11:45

Conclusion
G.I. Russo, Catania (IT)

11:45 - 12:00

State-of-the-art lecture **Improving outcomes in fertilization and implantation in ART for male factor infertility**
To be confirmed

Poster Session 33

Monday 12 July
10:30 - 12:00

Location

Purple Area, Purple Room 3

Semi-Live III: New standards in endourology

Thematic Session 15

Monday 12 July
10:30 - 12:00

Location Red Area, Red Room 1

Chairs M. Fernández, Santiago (CL)
P. Krombach, Luxembourg (LU)
P.J.S. Osther, Fredericia (DK)

Learning objectives

Viewers are presented with new endourological concepts with their respective advantages and disadvantages. The session has the aim to allow them an objective judgement.

10:30 - 10:40

Surgical video presentation **Totally-en-bloc low-power TFL enucleation of the prostate**
C.M. Cracco, Turin (IT)

10:40 - 10:50

Discussion

10:50 - 11:00

Surgical video presentation **High-power laser ureteroscopic lithotripsy**
K. Ghani, Ann Arbor (US)

11:00 - 11:10

Discussion

11:10 - 11:20

Surgical video presentation **Flexible ureterorenoscopy with thulium fiber laser**
P.M. Kronenberg, Amadora (PT)

11:20 - 11:30

Discussion

11:30 - 11:40

Surgical video presentation **Upper tract urinary cancer (UTUC): Kidney preserving management**
A. Gallioli, Milan (IT)

11:40 - 11:50

Discussion

11:50 - 12:00

Closing remarks
M. Fernández, Santiago (CL)
P. Krombach, Luxembourg (LU)
P.J.S. Osther, Fredericia (DK)

Poster Session 34

Monday 12 July
10:30 - 12:00

Location

Yellow Area, Yellow Room 1

Poster Session 35

Monday 12 July
10:30 - 12:00

Location

Yellow Area, Yellow Room 2

Urological trauma: What's new, what's controversial?

Thematic session 16

Monday 12 July
10:30 - 12:00

Location Yellow Area, Yellow Room 3
Chairs To be confirmed
N. Kitrey, Ramat Gan (IL)
To be confirmed

Learning objectives

Trauma is a leading cause of morbidity and death. Most urologists are involved in the management of trauma patients, therefore need to understand and follow basic principles. The aim of this thematic session is to provide state of the art update on the management of renal, urethral, and external genitalia trauma. A clinically-oriented debate will discuss the controversies and dilemmas in the management of blunt bulbar trauma.

10:30 - 10:35

Introduction
N. Kitrey, Ramat Gan (IL)

10:35 - 10:45

State-of-the-art lecture Operative vs. non-operative management of high-grade renal trauma
To be confirmed

10:45 - 10:55

State-of-the-art lecture Explosive injuries to the external genitalia
To be confirmed

10:55 - 11:35

Early vs. delayed urethroplasty for bulbar urethral trauma
Moderator To be confirmed

10:55 - 11:00

Introduction
To be confirmed

11:00 - 11:10

Early
To be confirmed

11:10 - 11:20

Delayed
L. Martínez Piñero, Madrid (ES)

11:20 - 11:35

Discussion

11:35 - 11:45

State-of-the-art lecture Iatrogenic urethral injury
To be confirmed

11:45 - 11:55

State-of-the-art lecture Treatment of penile amputation
To be confirmed

11:55 - 12:00


Closing remarks
To be confirmed

Poster Session 36

Monday 12 July
10:30 - 12:00

Location

Yellow Area, Yellow Room 4

 Award winning abstract session

Monday 12 July
10:45 - 11:45

Location

Purple Area, eURO Auditorium 1

Video Session 10

Monday 12 July
12:15 - 13:45

Location

Purple Area, eURO Auditorium 1

Poster Session 37

Monday 12 July
12:15 - 13:45

Location

Purple Area, eURO Auditorium 2

Poster Session 38

Monday 12 July
12:15 - 13:45

Location

Purple Area, Purple Room 1

Poster Session 39

Monday 12 July
12:15 - 13:45

Location

Purple Area, Purple Room 2

Poster Session 40

Monday 12 July
12:15 - 13:45

Location

Purple Area, Purple Room 3

 Video Session 11

Monday 12 July 12:15 - 13:45	Location	Red Area, Red Room 1
--	-----------------	----------------------

Poster Session 41

Monday 12 July
12:15 - 13:45

Location

Yellow Area, Yellow Room 1

Poster Session 42

Monday 12 July
12:15 - 13:45

Location

Yellow Area, Yellow Room 2

Poster Session 43

Monday 12 July
12:15 - 13:45

Location

Yellow Area, Yellow Room 3

Poster Session 44

Monday 12 July
12:15 - 13:45

Location

Yellow Area, Yellow Room 4

 Video Session 12

Monday 12 July
14:00 - 15:30

Location

Purple Area, eURO Auditorium 1

How machine learning is transforming diagnostics

Thematic Session 17

Monday 12 July
14:00 - 15:30

Location Purple Area, eURO Auditorium 2

Chairs G. Salomon, Hamburg (DE)
To be confirmed

14:00 - 14:05

Introduction: Putting the AI in urological imaging
G. Salomon, Hamburg (DE)

14:05 - 14:15

The beginning of a new area: Principal basics of AI
To be confirmed

14:15 - 14:25

AI in uro-pathology
To be confirmed

14:25 - 14:35

Screening for prostate cancer: Will AI play a role?
M. De Rooij, Nijmegen (NL)

14:35 - 14:45

mpMRI in recurrent prostate cancer following radiotherapy
To be confirmed

14:45 - 14:55

PIONEER Lecture: Title to be confirmed
M. Bussmann, Dresden (DE)

14:55 - 15:05

AI and the 3D multiparametric ultrasound
To be confirmed

15:05 - 15:30

Debate Radiomics simplified: False discovery or genuine insight?

15:05 - 15:15

Pro
To be confirmed

15:15 - 15:25

Con
To be confirmed

15:25 - 15:30

Discussion

Basic research in prostate cancer and potential clinical impact

Thematic Session 18

Monday 12 July
14:00 - 15:30

Location Purple Area, Purple Room 1

Chairs Z. Culig, Innsbruck (AT)
J. De Bono, Sutton (GB)

14:00 - 14:20

Early detection and localised disease

14:00 - 14:10

Current and future liquid biopsy markers for early detection

H.G. Lilja, New York (US)

14:10 - 14:20

Molecular advances in risk stratification of localised prostate cancer

G. Palapattu, Ann Arbor (US)

14:20 - 14:50

Debate Genomic classifiers in prostate cancer: The holy grail or a waste of money

14:20 - 14:30

Yes, this is the holy grail

To be confirmed

14:30 - 14:40

No, this is a waste of money

N. Mottet, Saint-Étienne (FR)

14:40 - 14:50

Discussion

Panel

To be confirmed

Z. Culig, Innsbruck (AT)

J. De Bono, Sutton (GB)

N. Mottet, Saint-Étienne (FR)

14:50 - 15:20

Advanced prostate cancer

14:50 - 15:00

Current and future tissue markers

M.A. Rubin, Berne (CH)

15:00 - 15:10

Genomic drivers of resistance to AR therapies

M. Gleave, Vancouver (CA)

15:10 - 15:20

Discussion

Panel

Z. Culig, Innsbruck (AT)

J. De Bono, Sutton (GB)

M. Gleave, Vancouver (CA)

M.A. Rubin, Berne (CH)

15:20 - 15:30

Closing remarks

Testis Cancer: Innovations by biomarkers and surgery

Thematic Session 19

Monday 12 July
14:00 - 15:30

Location Purple Area, Purple Room 2
Chairs C. Fankhauser, Zürich (CH)
To be confirmed

14:00 - 14:10	State-of-the-art lecture Ongoing trials and outlook on miRNA To be confirmed
14:10 - 14:20	State-of-the-art lecture The role of MRI and FDG-PET-CT for tailored treatment To be confirmed
14:20 - 14:30	State-of-the-art lecture Long-term toxicity and secondary cancers in testis cancer survivors H.S. Haugnes, Tromsø (NO)
14:30 - 15:00	Case-based debate Surgery for metastatic seminoma <i>Moderator</i> J.L. Boormans, Rotterdam (NL)
14:30 - 14:35	Case presentation Stage IIA seminoma patient To be confirmed
14:35 - 14:45	Yes! SEMS or PRIMETEST - which is the best concept? S. Daneshmand, Los Angeles (US)
14:45 - 14:55	No! At least Carbo is necessary! To be confirmed
14:55 - 15:00	Conclusions J.L. Boormans, Rotterdam (NL)
15:00 - 15:10	State-of-the-art lecture RPLND for chemoresistant disease including salvage/ desperation surgery A. Heidenreich, Cologne (DE)
15:10 - 15:20	State-of-the-art lecture New drug developments for chemoresistant disease and molecular developments D. Nettersheim, Düsseldorf (DE)
15:20 - 15:30	State-of-the-art lecture Expert centers & eUROGEN in testicular cancer: One for all or all for one? D. Nicol, London (GB)

Poster Session 45

Monday 12 July
14:00 - 15:30

Location

Purple Area, Purple Room 3

Semi-Live IV: Benign female surgery

Thematic Session 20

Monday 12 July
14:00 - 15:30

Location Red Area, Red Room 1

Chairs F. Van Der Aa, Leuven (BE)
To be confirmed
To be confirmed

Learning objectives

This session is a unique opportunity to see surgical treatments for various rare conditions such as urethral diverticulum, severe incontinence and vesicovaginal fistula. Also prolaps repair will be covered. Attendees will learn technical aspects for these different benign female surgical conditions. We will discuss both technical aspects and surgical indications.

14:00 - 14:10

Surgical video presentation Dissection of urethral diverticula
N.I. Osman, Sheffield (GB)

14:10 - 14:20

Discussion

14:20 - 14:30

Surgical video presentation Robotic sacrocolpopexy
E. Costantini, Perugia (IT)

14:30 - 14:40

Discussion

14:40 - 14:50

Surgical video presentation Robotic vesico-vaginal fistula repair
To be confirmed

14:50 - 15:00

Discussion

15:00 - 15:10

Surgical video presentation Robotic female artificial urinary sphincter implantation
B. Peyronnet, Rennes (FR)

15:10 - 15:20

Discussion

15:20 - 15:30

Closing remarks
F. Van Der Aa, Leuven (BE)
To be confirmed
To be confirmed

Poster Session 46

Monday 12 July
14:00 - 15:30

Location

Yellow Area, Yellow Room 1

Poster Session 47

Monday 12 July
14:00 - 15:30

Location

Yellow Area, Yellow Room 2

Immunotherapy in urothelial cancer

Thematic Session 21

Monday 12 July
14:00 - 15:30

Location

Yellow Area, Yellow Room 3

Chairs

To be confirmed

M.J. Ribal Caparros, Barcelona (ES)

14:00 - 14:15

Immunotherapy in non-muscle invasive urothelial cancer of the bladder

J.A. Witjes, Nijmegen (NL)

14:15 - 14:30

Perioperative immunotherapy in muscle-invasive bladder cancer

M.S. Van Der Heijden, Amsterdam (NL)

14:30 - 14:40

Immunotherapy for metastatic urothelial cancer (including upper tract)

U. Vogl, Bellinzona (CH)

14:40 - 14:50

Discussion

14:50 - 15:05

Predictive markers for response in urothelial cancer: Are we there yet?

To be confirmed

15:05 - 15:20

Look in the future: Ideal combination therapies

M. Galsky, New York (US)

15:20 - 15:30

Discussion

Poster Session 48

Monday 12 July
14:00 - 15:30

Location

Yellow Area, Yellow Room 4

 Video Session 13

Monday 12 July
15:45 - 17:15

Location

Purple Area, eURO Auditorium 1

Poster Session 49

Monday 12 July
15:45 - 17:15

Location

Purple Area, eURO Auditorium 2

Poster Session 50

Monday 12 July
15:45 - 17:15

Location

Purple Area, Purple Room 1

Poster Session 51

Monday 12 July
15:45 - 17:15

Location

Purple Area, Purple Room 2

Poster Session 52

Monday 12 July
15:45 - 17:15

Location

Red Area, Red Room 1

Poster Session 53

Monday 12 July
15:45 - 17:15

Location

Yellow Area, Yellow Room 1

Poster Session 54

Monday 12 July
15:45 - 17:15

Location

Yellow Area, Yellow Room 2

Poster Session 55

Monday 12 July
15:45 - 17:15

Location

Yellow Area, Yellow Room 3

Poster Session 56

Monday 12 July
15:45 - 17:15

Location

Yellow Area, Yellow Room 4

WFIP

Tuesday 13 July
08:00 - 13:00

Location

Green Area, Green Room 6

